



EQUIPMENT CATALOGUE 2026

SHOP ONLINE AT
[SMALINK.CA](https://smalink.ca)

HELPING FARMERS & FAMILIES GROW.

Due to current market conditions, prices subject to change without notice.

TABLE OF CONTENTS

- Rotary Cutter- Engine Driven Walk Behind, Rotary Cutter- Engine Driven Pull Type ----- Pg. 3
- Mowers- Sickle Bar, Finishing, Flail, Ditch Bank ----- Pg. 4-6
- No-Till Drill ----- Pg. 7
- Tillers, Blades- Skid Steer Grader, Box, Grader Scraper, Rear Scraper ----- Pg. 7-9
- Landscape Rake, Powered Landscape Rake ----- Pg. 10-11
- Spreaders- Residential & Professional Turf/Fertilizer/Salt, ATV/UTV, 3 Pt. Hitch ----- Pg. 12-18
- Sprayers- UTV, Spot, & ATV, Estate, 3 Pt. Hitch ----- Pg. 19-21
- Detacher, Plug Aerator, Spike Aerator ----- Pg. 21-22
- Carts- Poly/Steel, 10-17 Cu. Ft. ----- Pg. 23-25
- Chain Harrows ----- Pg. 25
- Tree & Post Puller- Intimidator ----- Pg. 26
- Grapples, Forks ----- Pg. 27-29
- Rake, Rotary ----- Pg. 30
- Crimper ----- Pg. 31
- Hay Handling- Bale Spears, Front Loader/Skid Steer, A10 Global, 3 Pt. Hitch ----- Pg. 31-33
- Hay Handling- Bale Unroller, Bale Squeeze, & RW Spin-Off ----- Pg. 33-34
- Potato Planter, Hiller/Digger, Furrower & Sub-Soiler, Middle Buster, Hiller/Ripper ----- Pg. 35-36
- Trailer Mover, Pallet Forks, Hydraulic Top Link ----- Pg. 37
- Post Hole Digger, Auger, Post Drivers ----- Pg. 38-43
- Adapter Attachments ----- Pg. 44-46
- Material Handling- Mixers & Buckets ----- Pg. 46-47
- Rotary Brooms- 3 Pt. Hitch, Skid Steer ----- Pg. 48-49
- Wire Winder & Unroller ----- Pg. 50





ROTARY CUTTER- ENGINE DRIVEN WALK BEHIND

- 11.5 HP Briggs and Stratton recoil start engine
- 24" self-propelled walk-behind rough cut mower
- Single fixed hardened steel, rough cut blade
- 4" fixed cutting height
- 4-Speed transmission with reverse
- Front safety deflectors and wire shield
- Operator presence blade engagement and drive control
- Adjustable height handlebar with hand controls
- Large pneumatic chevron tread tires
- 2 Heavy duty front casters



Swisher's 24" walk-behind rough-cut mower is perfect for cutting trails through the woods and clearing fields and ditches year-round. It will clear the densest undergrowth and saplings up to 1-1/2 inches in diameter. This self-propelled walk-behind features an 11-1/2-HP Briggs & Stratton engine and a heavy-duty fabricated cutting deck with a 4" fixed cutting height. The single, fixed hardened-steel blade zips through brush and saplings with ease, and the blade is enclosed for maximum safety. Handlebar mounted controls are easily accessed for total control and safety. The adjustable height handlebar eases operator control. Two heavy duty front casters remove the unit weight off the operator and improve stability and ease of use. Large pneumatic chevron tires roll easily over the roughest terrain for excellent traction in all conditions. The four-speed transmission is great for setting a comfortable pace, and a reverse mode is handy for backing out of rough spots. Front and side safety deflectors protect against flying debris while the wire shield protects electrical components.

PART NO.	DESCRIPTION	WEIGHT (LBS)	LIST
WRC11524BSC	11.5 HP, 24" walk behind rotary cutter	383	\$6,499

ROTARY CUTTER- ENGINE DRIVEN PULL TYPE

- 14.5HP Kawasaki v-twin electric start engine
- Offsets, left/right/center articulating
- Two 16" pneumatic tires
- Two H.D. hardened steel swinging blades
- Up to 3" sapling cutting diameter
- 2.5 US gallon fuel capacity
- 2" trailer hitch ball coupler
- 12V electric start
- Remote Operator Control Console
- 12V battery EXTRA (not included)
- Top link height adjustment and deck leveling
- 5 possible offset positions



SWISHER rough cut Trailcutter is perfect for any big mowing job. Backed by the power of 60 + years of design experience, this mower is designed to dramatically reduce mowing time. The SWISHER Trailcutter easily attaches to your ATV, UTV or lawn tractor. This model will cut saplings up to 3" in diameter and thick brush with two heavy duty swinging blades. A convenient single point cutting height adjustment has a 3" to 7" range. The remote control operator console lets you safely engage and disengage the mower blades from your ATV or tractor seat.

PART NO.	DESCRIPTION	WEIGHT (LBS)	LIST
RC1454CPKA	44", 14.5 HP Kawasaki Commercial Pro Engine Electric start, 2 wheel	400	\$8,999

- Weights indicated are base machine weight, not shipping weight

SICKLE BAR MOWERS



- Double action sickle bar
- Adjustable 3 Pt. hitch
- Extra blade and chain with hook
- Transport blade protection
- Hydraulic lift system
- Heavy duty shielded PTO shaft (1-3/8" ASAE Cat. 4)
- Hydraulic Lift Cutter bar

For tractors from 20 to 75 HP, the double action sickle bar mowers are Category I/II 3 Pt. hitch mounted. Units come with a safety breakaway bar that helps protect the cutter from obstructions in the field. Units come with a second sickle cutting knife. All units are equipped with a hydraulic lift on the cutter bar, single acting, tractor must be equipped with rear remote hydraulic couplers.

PART NO.	CUTTING WIDTH	REQUIRED HP	WEIGHT (LBS)	LIST
SBM006	6'72"	20-75	576	\$10,599
SBM007	7'84"	30-75	600	11,199
SBM008	8'96"	35-75	648	12,499
SBM009	9'108"	35-75	731	12,599

ROTARY CUTTERS



- 45 HP Gearbox
- Cat. 1 Hitch w/ Floating Top Link
- 1 1/2" Cutting Capacity
- Laminated Wheels & Re-greasable Hubs
- Safety Chain Shields Standard

These mowers have front & rear chains standard, are built for 20-55 HP tractors, and have a 3 year gearbox warranty (1 year on the rest). They come with shear-pin or slip-clutch driveline protection, cut capacity of 1 1/2", pan type stump jumpers and in working widths of 4', 5', and 6'.

ECONOMY

PART NO.	CUTTING WIDTH (IN)	PTO PROTECTION	MIN. HP	WEIGHT (LBS)	LIST
ERC-4	48	Shear-Pin	20	411	\$2,359
ERC-5SC	60	Slip Clutch	25	499	2,849
ERC-6SC	72	Slip Clutch	35	734	3,879

STANDARD

PART NO.	CUTTING WIDTH (IN)	PTO PROTECTION	MIN. HP	WEIGHT (LBS)	LIST
ARC248SP	48	Shear-Pin	18-32	350	\$3,159
ARC260SC	60	Slip Clutch	20-50	530	3,369
ARC272SC	72	Slip Clutch	25-65	623	4,479

OPTIONS:

PART NO.	DESCRIPTION	LIST
ARC00589	4' Front Chain Guard w/ Hardware	\$339
ARC00590	4' Front Chain Guard w/ Hardware	299
ARC00591	5' Front Chain Guard w/ Hardware	419
ARC00592	5' Front Chain Guard w/ Hardware	359
ARC00593	6' Front Chain Guard w/ Hardware	499
ARC00594	6' Front Chain Guard w/ Hardware	389

- Weights indicated are base machine weight, not shipping weight





FINISHING MOWER- ENGINE DRIVEN PULL TYPE

- 14.5 HP Briggs & Stratton Engine
- Offset hitch, left/right/center articulating
- Tires four 13x5x6 pneumatic tires
- Three finishing cut blades
- Side discharge fabricated mower deck
- Cutting Height 1.5" – 5.5" Manual 3 point full floating deck
- Includes front mount anti-scalping rollers
- 2.5 US gallon fuel capacity
- Clevis/pin type hitch
- 12V electric start
- Manual PTO Clutch
- 12V battery not included



SWISHER finish cut Trailmower is perfect for any large area of grass to be mowed. Backed by the power of 60 + years of design experience, this mower is designed to dramatically reduce mowing time. The SWISHER Trailmower easily attaches to your ATV, UTV or lawn tractor to cut large lawns or park areas. This trailmower is powered by a 14.5 HP Briggs & Stratton engine and gives your lawn a manicured look. A 60" side-discharge fabricated cutting deck cuts a wide swath and spreads the grass out to avoid choking. The true floating deck reduces scalping for professional mowing results, even on tricky terrain. This mower is equipped with a 12 volt key starter (12V battery not included). A universal articulating hitch attaches to any pin hitch system and lets the mower maneuver easily behind the towing vehicle.

PART NO.	DESCRIPTION	WEIGHT (LBS)	LIST
FC14560BS	60", 14.5 HP B&S engine electric start	353	\$7,499



FINISHING MOWERS- 3 PT. REAR DISCHARGE

- Rear Discharge with rear safety chains
- 3" x 8" Solid Rubber Wheel/Tires
- Floating Style Cat. I 3 Pt. Hitch
- 540 RPM PTO
- Powder Coat Paint
- Deck thickness 5' - 12 ga., 6' - 10 ga., 7' - 4 mm
- 3 Blades with Greaseable Spindles
- Blade tip speed 5' - 14,961 ft/min, 6' - 13,976 ft/min, 7' - 16,142 ft/min
- Double V-Belt Drive
- Cutting Height Adjustment 1-1/2" to 4-1/2"



These mowers are ideal for use with 540 RPM 15 – 50 HP tractors with Cat. I 3 Pt. hitch. These three blade finishing mowers with a rotor speed of 2630 RPM are available in 5', 6' and 7' cutting width. These mowers are perfect for maintaining any type of grassy area, from your home estate to golf courses and park areas. These mowers are designed to easily adjust the cutting height, which can be changed by simply adjusting the spacers on the wheel yoke.

PART NO.	CUTTING WIDTH	WEIGHT (LBS)	LIST
BFM105	5'/60"	386	\$2,599
BFM106	6'/72"	508	3,159
BFM107	7'/84"	639	3,999

- Weights indicated are base machine weight, not shipping weight

FLAIL MOWERS FREF & FRFM SERIES



- Cat. 1 and Cat. 1&2 hitch on offset models
- Power coat paint
- 3 & 4 belt configurations
- Adjustable height control rear roller

Tar River Implements 3 pt. Flail Mowers are an excellent choice for maintaining vegetation such as grass, overgrown brush, vines around fields, orchards and vineyards. The TREF Series, Light Duty Flail Mowers are suitable for tractors 15-25 HP. The TRMF Series, Medium Duty Flail Mowers are suitable for tractors 25-45 HP.

FREF LIGHT DUTY

PART NO.	CUTTING WIDTH (IN)	REQUIRED HP	WEIGHT (LBS)	LIST
TREF-053	53	15-25	453	\$3,759
TREF-061	61	20-25	485	3,899

FRMF MEDIUM DUTY

PART NO.	CUTTING WIDTH (IN)	REQUIRED HP	WEIGHT (LBS)	LIST
TRMF-061	61	25-45	670	\$4,799
TRMF-077	77	30-45	756	5,499

DITCH BANK MOWERS- LIGHT & MEDIUM DUTY



- Cat. 1&2 hitch
- Powder Coat Paint
- Heavy Cast Hammer Knives
- 3 & 4 Belt drive configurations
- Adjustable Height Control Rear Roller

The Tar River hydraulic offset pivoting ditch bank mower is the ideal machine to maintain ditches or embankments around your property. Hook up to the standard 3 point like a normal flail mower that is pulled directly behind the tractor, but when in the full operating position, it will mow up to 90° and down to 35°. All models come standard with heavy hammer knives and a perfectly balanced rotor for a smooth operation

PART NO.	CUTTING WIDTH (IN)	REQUIRED HP	WEIGHT (LBS)	LIST
TRDB-053	53	30	664	\$5,999
TRDB-061	61	35	697	6,199
TRDB-069	69	45	1002	7,739

- Weights indicated are base machine weight, not shipping weight





NO-TILL DRILLS

- 7.5" Spacing
- Spring Loaded Coulter discs
- Spring Loaded Double Disc Opener with Cast Iron Hubs
- Cast Iron Sweptback Disc carriers
- Disc Scrapers
- Divided Stainless Steel Hopper
- Standard Seed/Fertilizer seed cups on front
- Legume Seed cups on rear
- Full width Cage Roller
- Compaction scrapers
- SAYA-505/507 — Front Hopper Capacity: 4.00/5.5 Cu. Ft.
- SAYA-505/507 — Rear Hopper Capacity: 3.00/4.5 Cu. Ft.



The SAYA507 is an 78" cost effective Light Duty No Drill with front coulter package. 10 Swept back spring loaded coulters make seeding easy and economical. Large seed and Legume cups allows for precise seeding in a no till operation. Stainless steel hoppers prevent rust and keep your drill in fine working shape for years to come.

PART NO.	WORKING WIDTH/DEPTH	REQUIRED HP	OPENER SETS	WEIGHT (LBS)	LIST
SAYA-505	55" / 3/4" - 2"	30	7	1036	\$10,399
SAYA-507	78" / 3/4" - 2"	35	10	1400	13,179



- 15" high x 8 ft. long Moldboard
- Moldboard is shear pin protected
- 1/2" x 6" reversible steel cutting edge
- 25 degree moldboard rotation
- 25 degree moldboard tilt
- Large 18.5 x 8.5 x 8 tires
- Greaseable tapered roller wheel bearings
- Hardened steel bushings used on main pivot points
- Minimum 45 HP recommended for skid steer

SKID STEER GRADER BLADES



The WORKSAVER 8 ft. six-way hydraulically controlled Skid Steer blade is controlled by an in-cab remote. The moldboard is shear pin protected to help prevent damage if an object is struck. The hydraulic cylinders work independently to allow the operator to adjust the moldboard to the task at hand. A proportional hydraulic valve provides precise control for maintaining grade. For even finer grade control, the unit can be paired with a Leica Laser System (sold separately). Flotation tires keep the machine moving smoothly over the worksite. In-cab controls allow the operator to adjust the angle and tilt functions from their seat. The SSGB8B is the perfect tool for maintaining a consistent grade when doing site prep work.

PART NO.	DESCRIPTION	WEIGHT (LBS)	LIST
SSGB8B	8' Hydraulic Skid Steer Mounted Grader Blade	1195	\$20,299

OPTIONS:

PART NO.	DESCRIPTION	WEIGHT (LBS)	LIST
2507020	Laser Interface Junction Box Kit	3	\$1,459
812110	Laser Poles (Pair)	30	349
811980	End Plates For Blade (Pair)	60	649

- Weights indicated are base machine weight, not shipping weight

TXG SERIES TILLERS



- Gear Driven Transmission
- 6 Blades Per Flange
- PTO with Slip Clutch
- 6" Tilling Depth

Built to fit the needs of the compact tractor market, the Tar River TXG Series Rotary Tiller by Belco Resources Equipment will work great tilling up your small garden plots. It comes standard with a "gear-to-gear" drive system, 6 blades per flange and Slip-Clutch PTO protection.

PART NO.	WIDTH (IN)	HP	DRIVELINE	WEIGHT (LBS)	LIST
TXG040	41	15-30	Series 4 S/C	337	\$2,499
TXG050	48	15-30	Series 4 S/C	374	2,699
TXG060	59	18-30	Series 4 S/C	412	2,799

YCT SERIES TILLERS



- Gear Driven Transmission
- 6 Blades Per Flange
- PTO with Slip Clutch
- 7" Tilling Depth
- Large Diameter Rotor
- Labyrinth Rotor Bearing Shield

Using quality components that are made to last, the YCT Series Rotary Tiller by Tar River Implements is built heavy enough to handle your tilling needs and for the price, it can cut through the competition.

Engineered for tractors from 30 to 60 Horsepower, the Tar River YCT Series Rotary Tiller come with 6 blades per flange, slip clutch PTO protection and gear drive side transmission.

With its sleek and heavy design paired with the quality components and its incredible price, the Tar River Rotary Tiller is ahead of its class.

PART NO.	WIDTH (IN)	HP	DRIVELINE	WEIGHT (LBS)	LIST
YCT060	58	30-50	Series 4 S/C	646	\$2,999
YCT066	66	35-50	Series 4 S/C	679	3,399
YCT074	72	40-50	Series 4 S/C	722	3,799
YCT082	81	45-60	Series 4 S/C	973	4,399

- Weights indicated are base machine weight, not shipping weight



- Cat. 1 3-point hitch
- For tractors up to 50 h.p
- Moldboard height 17"
- Depth 22"
- 6" Reversible cutting edge
- Quick hitch compatible



Our Box Blade is ultimate solution for all your grading, leveling, and landscaping needs whether you're smoothing out gravel roads, prepping a yard for a new project, or creating a perfectly flat surface, this durable attachment is built to handle it all. With its heavy-duty construction and easy-to-use design, this Box Blade will save you time and effort, allowing you to complete your tasks with precision and efficiency. Don't let tough jobs slow you down – let the Box Blade be your go-to tool for every project, big or small.

Get yours today and transform the way you work!

PART NO.	WIDTH	SCARIFIERS	WEIGHT (LBS)	LIST
BB4H	4'/48"	4	350	\$999
BB5H	5'/60"	5	440	1,199
BB6H	6'/72"	6	485	1,299
BB7H	7'/84"	7	550	1,499

GRADER SCRAPERS

- Cat. 1 3-point hitch
- Moldboard height 16"
- Overall Length 49"
- 6" Reversible cutting edge
- Quick hitch compatible



Tackle even the toughest grading tasks with ease using our Grader Scraper! Built for precision and power, this rugged tool is the perfect choice for leveling large areas, whether you're working on construction sites, gravel roads, or landscaping projects. Designed to deliver smooth, even results every time, the Grader Scraper ensures your work is done efficiently and professionally. No more uneven surfaces or lengthy manual labor—just smooth, flawless results. Ready to take your grading projects to the next level? Contact us today and experience unmatched performance!

PART NO.	WIDTH	SCARIFIERS	REQUIRED HP	WEIGHT (LBS)	LIST
GS05	5'/60"	4	20-55	570	\$1,499
GS06	6'/72"	5	25-55	635	1,699
GS07	7'/84"	6	30-65	695	1,799
GS08	8'/96"	7	40-65	750	1,999

- Weights indicated are base machine weight, not shipping weight

REAR SCRAPER BLADES- STANDARD DUTY



- PTO Horsepower Rating: 20-30
- Cutting Edge: 6"
- Moldboard Height: 14-1/2"
- Moldboard Thickness: 3/16"

PART NO.	WIDTH (FT)	WEIGHT (LBS)	LIST
RB4	4		\$499
RB5	5	205	629
RB6	6	230	819
RB7	7		999

LANDSCAPE RAKES- 3 PT. HITCH



- Tine Per Feet: 6
- Tine Size: 1" x 0.3"
- Tine Spacing: 1"
- Tine Material: Spring Steel
- Available Widths (in.): 60, 72, 84

PART NO.	WIDTH (IN)	PTO HP RATING	WEIGHT (LBS)	LIST
LRC4	60	20-40	196	\$599
LRC5	72	25-40	203	649
LRC6	84	30-45	244	699

- Weights indicated are base machine weight, not shipping weight



POWERED LANDSCAPE RAKES- SKID STEER & 3 PT.




• PTC Model for 3Pt. Hitch



• PSS Model for Skid Steer



• PXS Model for "Mini" Skid Steer



• Sabre Tooth Rotor

- Working widths up to 8 ft. available
- Available with your choice of 2" "Sabre Tooth" or 1-3/4" "Carbide Tooth" rotors
- Quick flip (self storing) side shields allowing ease of windrowing rocks and debris
- Flip up gauge wheels with pneumatic tires
- #80 roller chain drive, H.D. models double #80 chain drive
- Environmentally friendly dry chain case
- Replaceable bearing housing with triple sealed bearings
- Standard Manual Angle adjustment, optional hydraulic angle kits available
- Adjustable material bar
- 540 RPM PTO models come with slip clutch PTO, and Cat. I, 3 Pt. Hitch
- Hydraulic models to fit skid steers come with hydraulic hoses with connect under pressure couplers



• Carbide Rotor

WORKSAVER's new Powered Landscape Rakes, remove debris or sod to prepare a seedbed surface to create a new lawn or renovate an existing lawn. These powered landscape rakes also pulverize and set grade on new construction sites. Models available in 3', 4', 5' & 6' working widths to fit mini/compact skid steers. 6', 7' & 8' for standard skid steers. 5', 6', 7' & 8' for tractors with 3 Pt. hitch 540 RPM PTO. Rakes are available with your choice of 2" "SABRE TOOTH" rotors or 1-3/4" "CARBIDE TOOTH" rotors. Replaceable bearing housings and triple sealbearings provide durability and serviceability. Call your dealer for other models and sizes not listed.

PART NO.	DESCRIPTION	WEIGHT (LBS)	LIST
PXS410	4 ft. with "Carbide Aggressor Tooth" rotor with "mini" skid steer mount	524	\$16,499
PXS410ST	4 ft. with "Sabre Tooth" rotor with "mini" skid steer mount	526	15,399
PSS620	6 ft. with "Carbide Aggressor Tooth" rotor with "mini" skid steer mount, under 65 HP	830	18,499
PSS620ST	6 ft. with "Sabre Tooth" rotor with skid steer mount, under 65 HP	832	17,399
PSHD865	8 ft. with "Carbide Aggressor Tooth" rotor with skid steer mount, over 65 HP	1144	23,999
PSHD865ST	8 ft. with "Sabre Tooth" rotor with skid steer mount, over 65 HP	1145	22,699
PTC525	5 ft. with "Carbide Aggressor Tooth" rotor with 3 Pt. hitch CAT I for 24 - 40 HP	755	16,899
PTC525ST	5 ft. with "Sabre Tooth" rotor with 3 Pt. hitch CAT I for 24 - 40 HP	757	15,699
PTC725	7 ft. with "Carbide Aggressor Tooth" rotor with 3 Pt. hitch CAT I for 24 - 40 HP	825	19,499
PTC725ST	7 ft. with "Sabre Tooth" rotor with 3 Pt. hitch CAT I for 24 - 40 HP	827	17,829

OPTIONS:

PART NO.	DESCRIPTION	LIST
360640	Hydraulic angle kit for PXS models with 2 sets of remotes	\$2,199
360779	Hydraulic angle kit with solenoid for PSS/PSHD models - one set of remotes	3,199
360915	Hydraulic angle kit for PTC models with one set of remotes	799

- Weights indicated are base machine weight, not shipping weight

SPREADER- BROADCAST 70 LB. RESIDENTIAL TURF



- 70-pound poly hopper: supported on a powder-coated steel frame; enclosed acetal gear system to withstand the elements
- Gate adjustments and agitator: spread fertilizer and seeds; adjustable gate dial and ambidextrous bail cable; rotary gate with spiked auger to help break clumps of material
- Flip-up "U-shaped" handle: very little assembly, simply flip-up the handle, fill your hopper and get to work
- Tires: 9-inch pneumatic, wide-tread tires
- NOTE: not recommended for use with sand and sand mixes, lime, pelletized lime, and lime mixes

Designed specifically for homeowners. Chapin's 8001A residential broadcast turf spreader has a 70-pound capacity weather-resistant poly hopper. It sits on a powder-coated steel frame and the gears are enclosed so they're protected from the elements. It's easy to push with an ergonomic bail system and quick, flip-up U-shaped handle. Easily choose the right setting for your preferred brand of fertilizer or seed with the rotary gate. This unit not recommended for use with sand and sand mixes. Made in the USA with global materials and backed by Chapin's 1-year limited warranty.

PART NO.	DESCRIPTION	WEIGHT (LBS)	LIST
8001A	70 lbs. Capacity Poly Hopper	16	\$179

SPREADER- BROADCAST 2.2 CU. FT. TOW BEHIND



- 2.2 cubic feet capacity
- Auto-Stop dual impeller stops spreading when not in motion
- Oil-impregnated bronze bearings minimize friction on axle and gear box
- 11 incremental gate adjustment settings for accurate application
- Wide-tread 14" pneumatic tires
- Trailer hitch heavy duty for professional use
- Powder-coated steel frame
- Spiked auger to break up heavier chunks of materia
- Not for use with lime products such as pelletized lime, lime powder and Agri lime
- NOTE: not recommended for use with sand and sand mixes

With our 8620B tow-behind spreader, there'll be no more wasted seed or fertilizer; no more reaching back and straining to stop the spreader; no more fussing with control while you're moving; and no more burnt lawns from uneven applications. It features 11 incremental gate adjustment settings for accurate application. The auto-stop dual impeller stops spreading when you're not in motion. This unit is not recommended for use with sand and sand mixes. Made in the USA with global materials.

PART NO.	DESCRIPTION	WEIGHT (LBS)	LIST
8620B	2.2 cu. ft. Capacity Poly Hopper	40.7	\$649

- Weights indicated are base machine weight, not shipping weight





SPREADER- BROADCAST 80 LBS TURF & FERTILIZER

- 80-pound poly hopper: weather-proof and supported on a powder-coated steel frame; enclosed acetal gear system to withstand the elements
- Gate adjustments and agitator: spread fertilizer and seeds; adjustable gate lever and ambidextrous bail cable; zinc-plated agitator to break up clumps while spreading
- U-shaped handle: very little assembly, simply flip-up the handle, fill your hopper and get to work
- Tires and accessories: 10-inch pneumatic tires handle residential lawns
- NOTE: not recommended for use with sand and sand mixes, lime, pelletized lime, and lime mixes



Designed for residential use, Chapin's 81000A 80-pound broadcast turf spreader has a weather-resistant poly hopper and sits on a powder-coated steel frame. Its enclosed gear system is protected from the elements and it's easy to push with an ambidextrous bail cable. Choose the right setting for your preferred brand of fertilizer or seed with the adjustable gate lever. The 10-inch pneumatic tires handle residential lawns. This unit is not recommended for use with sand, sand mixes, lime, and pelletized lime mixes. Made in the USA with global materials and backed by Chapin's 2-year limited warranty.

PART NO.	DESCRIPTION	WEIGHT (LBS)	LIST
81000A	80 lbs. Capacity Poly Hopper	24.5	\$319

SPREADER- BROADCAST 80 LBS PROFESSIONAL TURF

- 80-pound capacity hopper: weather and rust-resistant, red, 1-piece poly is supported on a stainless-steel frame; enclosed gearbox products it from weather and a grease fitting minimizes friction; rain cover and hopper grate are included
- Rubber gripped t-shaped handles: large handles to easily push the spreader over grass and uneven ground
- Spread pattern control: adjustable gate lever and stainless-steel gate linkage allows you to spread a range of products throughout the seasons; use your preferred brand of fertilizer, seed, weed control and pest control particles
- 14-inch pneumatic tires: designed to handle uneven ground, acreage, and lawns
- Note: assembly is required; not recommended for use with rock salt products, sand or sand mixes, pelletized lime, lime or lime powders



Chapin's 8401C 80-pound capacity professional turf spreader provides superior performance. With its 1-piece red poly hopper and molded finger grips, rubber-gripped T-handle, and stainless-steel frame, you'll be using this spreader season-after-season. The adjustable gate control lever accommodates a variety of seeds and fertilizers, and a cast zinc-plated agitator helps prevent clumping. Directional spread pattern control ensures the material is applied where it is needed. 14-inch pneumatic tires keep it steady on grass and hills. A rain cover and hopper grate are included. Made in the USA with global materials and backed by Chapin's limited-lifetime warranty.

PART NO.	DESCRIPTION	WEIGHT (LBS)	LIST
8401C	80 lbs. Capacity Poly Hopper	37	\$735

- Weights indicated are base machine weight, not shipping weight

SPREADER- BROADCAST 100 LBS PROFESSIONAL TURF



- 100-pound capacity hopper: weather and rust-resistant, red, 1-piece poly is supported on a stainless steel frame; enclosed gearbox protects it from weather and a grease fitting minimizes friction; rain cover and hopper grate are included
- T-shaped with rubber grips: large handle to easily push the spreader over grass and uneven ground, with or without work-gloves
- Spread pattern control: adjustable rotary gate and steel gate linkage allows you to spread a range of products throughout the seasons; use your preferred brand of fertilizer, seed, weed control and pest control particles
- 14-inch pneumatic tires: designed to handle uneven farmland, acreage and tougher terrain; no need to worry about the hopper tipping while you're working
- Note: assembly is required; not recommended for use with rock salt products, sand or sand mixes, pelletized lime, lime or lime powders

Chapin's 8400C professional turf spreader provides superior performance, season-after-season, with its 1-piece red poly hopper and molded finger grips, T-handle with rubber grips and stainless steel frame. The adjustable rotary gate accommodates a variety of material, and a cast zinc-plated agitator helps prevent clumping. Directional spread pattern control ensures the material is applied where it is needed. 14-inch pneumatic tires keep it steady on grass and hills. A rain cover and hopper grate are included. Made in the USA with global materials and backed by Chapin's 5-year limited warranty.

PART NO.	DESCRIPTION	WEIGHT (LBS)	LIST
8400C	100 lbs. Capacity Poly Hopper	38	\$789

SPREADER- BROADCAST 65 LBS RESIDENTIAL SALT & ICE MELT



- 65-pound poly hopper: weather-resistant, blue poly hopper is perfect for small residential driveways and short walk ways; powder-coated steel frame and an enclosed gearbox to withstand the elements
- Ergonomic, U-shaped handle: very little assembly needed with the flip-up, U-shaped handle; comfortable to grip with gloves and push while spreading ice melt and salt products
- Adjustable settings: change the gate opening based on the particulates; recommended for use with salt, halite, potassium chloride, magnesium chloride and calcium chloride (small and pelletized particulates); use the baffles to direct where you spread your product
- Tires and baffles: 9-inch pneumatic tires to move over snowy ground; rear and side baffles direct the ice melt where it's needed
- Note: not recommended for use with rock salt products, sand or sand mixes, pelletized lime, lime or lime powders

Chapin's 8003A residential ice melt spreader is perfect for the homeowner. The 65-pound capacity poly hopper is easy to push along a driveway or the sidewalk. It's supported by a powder-coated steel frame and has a U-shaped handle. Pull the handle, fill the hopper, set your adjustable gate and start spreading. 9-inch pneumatic tires provide traction on snow and ice and the adjustable side and front baffles control your spread so you're not going over on your lawn or other areas. The auger and gate work well with ice melt, halite and smaller particulates. This unit is not recommended for use with rock salt, sand, or sand mixes. Made in the USA with global materials.

PART NO.	DESCRIPTION	WEIGHT (LBS)	LIST
8003A	65 lbs. Capacity Poly Hopper	10.8	\$219

- Weights indicated are base machine weight, not shipping weight





SPREADER- BROADCAST 80 LBS RESIDENTIAL SALT & ICE MELT

- 80-pound capacity hopper: rust-resistant, weather-resistant, blue poly hopper is supported on a powder-coated steel frame; enclosed acetal gearbox keeps the gears protected from harsh weather
- U-shaped, ergonomic, flip-up handle
- Spiked auger: rugged, plastic spiked auger breaks up clumps so your preferred salt or ice melt can easily flows through the gate opening
- Adjustable settings: use the gate lever to change the gate opening based on the particulates; recommended for use with salt, halite, potassium chloride, magnesium chloride and calcium chloride (small and pelletized particulates)
- Tires and accessories: wide-tread, 10-inch pneumatic tires to move over uneven ground



Designed for residential use, Chapin's 81008A 80-pound residential salt/ice melt spreader has a weather-resistant poly hopper to fill with your preferred ice melt, halite or small particulates. Supported on a powder-coated steel frame with an ergonomically-designed bail system and U-shaped flip up handle, it's simple to operate and holds up season-after-season. The baffles adjust for edge control and the pneumatic tires handle uneven ground. This unit is not recommended for rock salt, sand or sand mixes, pelletized lime, lime or lime powders. A spiked auger helps tear up clumps and keeps the ice melt moving freely. Made in the USA with global materials and backed by Chapin's 2-year limited warranty.

PART NO.	DESCRIPTION	WEIGHT (LBS)	LIST
81008A	80 lbs. Capacity Poly Hopper	24.5	\$339

SPREADER- BROADCAST 100 LBS PROFESSIONAL SALT & ICE MELT

- 100-pound capacity hopper: blue, weather-resistant poly holds up to 100 pounds of material and is supported on stainless steel frame; enclosed gears are protected from the weather
- T-shaped with rubber grips
- Rear and side baffles
- Spiked auger: breaks up clumps so your preferred salt or ice melt can easily flows through the gate opening
- Gate lever: change the gate opening based on the particulates; recommended for use with salt, halite, potassium chloride, magnesium chloride and calcium chloride (small and pelletized particulates)
- Tires and accessories: 14-inch pneumatic
- Note: not recommended for use with rock salt products, sand or sand mixes, pelletized lime, lime or lime powders



Chapin's 82108B 100-pound professional salt spreader features functionality needed for reliable, efficient performance. It's designed and built for professionals and is simple enough for a homeowner to use as a salt spreader for their driveway. The large, 2-piece hopper design with a T-handle with grips, is supported on a stainless steel frame. Solid steel linkage for full gate control and a spiked auger help move salt and tear through clumps. The 14-inch pneumatic tires cover just about any terrain and the baffle system controls the spread pattern. Protective rain/snow cover included. This unit is not recommended for use with rock salt, sand, or sand mixes, lime, pelletized lime and lime mixes. Made in the USA with global materials and backed by Chapin's limited lifetime warranty.

PART NO.	DESCRIPTION	WEIGHT (LBS)	LIST
82108B	100 lbs. Capacity Poly Hopper	38.5	\$814

- Weights indicated are base machine weight, not shipping weight

SPREADERS- ATV & UTV/TRUCK MOUNT



- ATV Model
- Universal fit
- On and off switch is frame mounted
- 12 volt motor
- 8" easy fill spin-on cap with breather
- Opaque 15 gallon (2 cu. ft.) poly tank
- 150 lb. capacity
-
- UTV-TRUCK Model
- Universal fit
- Mounts to existing 2" x 2" receiver
- 12 volt motor
- 8" easy fill spin-on cap with breather
- Opaque 25 gallon (3.3 cu.ft.) poly tank
- 300 lb. capacity

The SWISHER COMMERCIAL PRO spreaders are available in a ATV mount or truck mount. Both units are universal fit, with a heavy duty double ball bearing, permanent magnet DC 12 volt motor. Control the flow rate with operator accessible adjustable feed gate. All control plates are zinc plated for corrosion protection. Adjustable spread width 4' to 16' depending on material to be spread. Spreads grass seed, fertilizer & ice melt. The spreader vibrator provides 80 lbs of vibration force to assist in material flow and help reduce clogs. Used with any Swisher poly spreader.

PART NO.	DESCRIPTION	WEIGHT (LBS)	LIST
19920	ATV Mount Spreader 150 lb. capacity	45	\$1,459
22511	UTV-Truck Mount Spreader 300 lb. capacity	70	349
22430	Spreader Vibrator Kit 12V	8	1,889

SPREADER- BROADCAST 12 VOLT



- 2.2 cu.ft. (1.5 bu.) (16 gal.) rust proof poly hopper
- Up to 145 lb. capacity
- 5 ft. to 45 ft. variable spread width
- Stainless steel radial 6 blade fan / spinner
- 12 volt motor with variable speed control with On-Off switch
- Universal ATV Mounting, 2" receiver hitch mounting available with purchase of optional 5301901

The ATV mount can utilize the optional 2" Truck hitch receiver to mount onto a pickup truck or SUV. The spreader has 2.2 cu.ft. (1.5 bu.) poly hopper which has a capacity of up to 145 lbs. depending on type of material. Stainless steel radial 6 blade fan/spinner can spread material up to 45 feet (depending on type of material to be spread). Can be used with fertilizer, seed, powders, granular, insecticides, fungicides, herbicides and ice melter.

PART NO.	DESCRIPTION	WEIGHT (LBS)	LIST
ATVDMS12V	ATV Mount Spreader	56	\$999

OPTIONS:

PART NO.	DESCRIPTION	LIST
5058193	Clear Hopper Cover	\$18
5301901	2" Receiver Hitch	149

- Weights indicated are base machine weight, not shipping weight



- Poly Hopper
- 5.0 Cu.ft. / 200 lb. capacity
- CAT I, 3 Pt hitch
- Stainless steel radial six blade spreader fan
- 12 volt motor
- Variable speed controller
- Wiring harness to power supply



The FIMCO 3 Pt. hitch spreader features a tough, corrosion - resistant 5.0 cu.ft. / 200 lb. capacity poly hopper with a stainless steel radial six blade spreading fan. Adjustable slide gate allows you to control the amount of material you're spreading, and can be opened or closed with a simple turn of the on/off handle. The FIMCO spreader uses a variable-speed 12 volt motor (with on/off switch) that lets you change the spread width from 5 ft. to 45 ft. (depending on material being spread).

PART NO.	DESCRIPTION	WEIGHT (LBS)	LIST
DMS3PT12V50	Spreader 200 lb. Capacity 12 Volt	125	\$1,429



SPREADER- GROUND DRIVEN

- Heavy Duty Steel Gears in sealed gearbox
- Adjustable Towing Hitch
- High flotation Tires 13 x 5.00 – 6
- Powder coated painted frame and hopper
- One piece steel hopper
- Left – Centre – Right Spread Pattern
- Poly Spreading Disc
- Optional Spread Deflector Shield Available
- 225 lb / 105 litre hopper capacity



This fertilizer spreader, is manufactured to high standards and will hold up to the rigors of your everyday needs. Adjustable tow bar allows the spreader to be used on multiple hitch heights. High flotation tires on a wide base gives greater stability over many types of terrain. Works for fertilizer, seed, and ice melter spreading applications.

PART NO.	CAPACITY (LBS)	WIDTH (FT)	HEIGHT (IN)	WEIGHT (LBS)	LIST
PTS100	225	20	40	60	\$1,049

OPTIONS:

PART NO.	DESCRIPTION	LIST
PTS001	Deflector Shield, Reduces Spread	\$129
PTS002	Remote Gate Opener	479

- Weights indicated are base machine weight, not shipping weight

SPREADERS- SPIN TYPE POLY HOPPER



- Durable no-rust Poly Hopper
- Cat. I 3 Pt. Hitch
- 540 RPM PTO
- Simple adjustable left-right-center spread pattern
- Galvanized spin disc with multi-positioning adjustable fins
- Maximum spread pattern 49 feet depending on material being spread

BRI poly hopper spreaders are available in two models, Cat.I 3 Pt hitch, 540 RPM PTO. Bottom opening gates ensure a constant and accurate flow of material to spinner. Variable positioning gate openings and fin adjustments allow material to drop on different positions of the spinning disc, therefore giving a left-right-center spread pattern.

PART NO.	DESCRIPTION	WEIGHT (LBS)	LIST
SSP250	575 lb. / 196 Litres	123	\$1,229
SSP400	860 lb. / 293 Litres	130	1,299

SPREADERS- FERTILIZER, SIDE SHOT



- Designed for spreading fertilizer and salt
- Category 1 & 2 hitch
- Stainless steel bottom
- Material shoots out of both left and right sides
- Standard grate filter & hydraulic lever control for spreader gate
- Has a 26' to 59' spread swath

Designed for precise spreading of fertilizer, where the material shoots out of the sides, making it a perfect tool for winery/vineyards, blueberry farms, Christmas tree farms, or anywhere else that precise application is necessary. Side-Shot components can be removed to use the spreader as any typical 3-PH mounted fertilizer spreader, with the addition of the SR002 spreader kit.

PART NO.	CAPACITY (LBS)	WIDTH (IN)	HEIGHT (IN)	WEIGHT (LBS)	LIST
SR600	1719	51	38	229	\$4,599
SR800	2204	55	40	264	4,999

OPTIONS:

PART NO.	DESCRIPTION	LIST
SR002	180 Degree Spread Kit	\$269

- Weights indicated are base machine weight, not shipping weight



- Heavy duty blow molded 45 or 65 gallon polyethylene tank
- Low profile for improved stability / center of gravity
- Molded handles for easy installation in UTV's
- Conveniently positioned pump / manifold to be accessed from UTV cab to easily set sprayer PSI
- 12 volt diaphragm pump, 4.5 gpm, 60 PSI maximum
- New Multi-Lid included
- Quick release spray boom for fast assembly & disassembly from sprayer
- Can be used with tailgate of UTV closed or open
- 7 nozzle 3 section folding boom
- 140" spray pattern coverage
- Roundup ready
- Deluxe pistol type hand gun with 25ft of hose
- 45 gallon tank is 36" x 30"
- 65 gallon tank is 47" x 34.5"



PART NO.	DESCRIPTION	WEIGHT (LBS)	LIST
UTV457	45 Gal., 7 Nozzle, 3 Section Folding Boom, 12 Volts, 4.5 GPM Pump	81	\$1,499
UTV657	65 Gal., 7 Nozzle, 3 Section Folding Boom, 12 Volt, 4.5 GPM Pump	87	1,619

SPOT & ATV SPRAYERS

- 15 GALLON SPOT SPRAYER
- 15 Gal. (U.S.) corrosion resistant polyethylene tank
- Full drain out capabilities with molded in drain port, cap & tether
- Large sump pickup
- 5" fill lid with tether
- 12 volt (demand) diaphragm 1.0 GPM 35 PSI pump
- 18" lever handgun with adjustable nozzle with 15 ft. of hose
- Max. horizontal throw 25 ft.
- Max. vertical throw 12 ft.



- 25 GALLON ATV SPRAYER WITH BOOM
- 25 Gal. (U.S.) corrosion resistant polyethylene tank
- Universal ATV mounting brackets
- Full drain out capabilities with molded-in drain port, cap & tether.
- 12 volt diaphragm demand style pump, 2.1 GPM. Pressure range 0 – 60 PSI
- Adjustable Pressure
- Pressure Gauge
- 18" Handgun with adjustable nozzle & 15 ft. of hose
- 7 Nozzle, 3 section folding boom 140" spray coverage Includes nozzles and screens
- NEW QUICK RELEASE boom



PART NO.	DESCRIPTION	WEIGHT (LBS)	LIST
LG15EC	15 Gal. Spot Sprayer with Hand Gun & 15 Ft. Hose	18	\$189
ATV25700QR	25 Gal. ATV Sprayer with 7 Nozzle, 3 Section Boom with Hand Gun & 15 Ft. Hose	56	809

OPTIONS:

PART NO.	DESCRIPTION	LIST
7772014	Multi Lid Measuring Device	\$39

- Weights indicated are base machine weight, not shipping weight

ESTATE SPRAYERS- TOW TYPE



- Measured in U.S. gallon / litres
- Corrosion resistant polyethylene tanks
- Lower tank profile for improved stability
- Full drain out capability with molded in drain port, cap & tether
- Full length drain sump
- Large pickup sump
- 5" fill lid with tether
- Both gallon (US) and litre fluid volume indicator
- 30 gallon includes lever handgun with adjustable nozzle and 15ft of hose
- 45 & 65 gal. includes deluxe pistol grip handgun with adjustable nozzle and 25ft of hose
- 30 & 45 gallon: 12 volt 2.4 gpm, 60 psi diaphragm pump
- 65 gal. 12 volt 4.5 gpm, 60 psi diaphragm pump
- "On-Off" Switch
- Includes spray boom (includes nozzles and screens):
 - 30 gallon, 2 nozzle 80" coverage
 - 45 gallon, 4 nozzle 120" coverage
 - 65 gallon, 7 nozzle 140" coverage

PART NO.	DESCRIPTION	WEIGHT (LBS)	LIST
LG30TRL	30 Gal. 2 Nozzle, 80" Spray Coverage, 12v Pump with 13" Pneumatic Tires	62	\$749
TRL4512V4	45 Gal 4 Nozzle, 120" Spray Coverage, 12v Pump with 15/600" x 6" Pneumatic Tires	103	1,479
TRL6512V7	65 Gal. 7 Nozzle, 140" Spray Coverage, 12v Pump with 18" x 9.5" x 8" Pneumatic Tires	153	2,019

OPTIONS:

PART NO.	DESCRIPTION	LIST
7772014	Multi Lid Measuring Device	\$39

SPRAYER- 3 PT. HITCH



- 45 Gallon UV resistant, molded polymer tank
- High Flo 12 Volt 2.4 GPM Pump 60 psi
- Deluxe pistol grip handgun delivers up to 40 feet of horizontal spray and 25 feet of vertical spray
- 4 nozzle folding boom with TeeJet AIXR air induction tips covers 120 inch swath
- Boom includes new anti drip strainers
- Cat. I, 3 Pt. hitch

The FIMCO 45 Gallon 3 Point Sprayer is designed to work with small to mid-size farm tractors for the application of pesticides, herbicides, insecticides or fungicides. Four nozzle boom with 120" spray coverage. Built on a powder coated steel frame with a folding 4 Nozzle Boom

PART NO.	DESCRIPTION	WEIGHT (LBS)	LIST
3PT4512V	45 Gal. US 3 Pt. Hitch Sprayer, 12v Pump, 120" Spray Coverage	97	\$1,169

OPTIONS:

PART NO.	DESCRIPTION	LIST
7772014	Multi Lid Measuring Device	\$39

- Weights indicated are base machine weight, not shipping weight



519-461-1499

Fax: 519-461-1599

www.smalink.ca

SPRAYER 3 PT. HITCH

- 65 U.S. Gallon Polyethylene tank
- 7 Nozzle folding boom
- Comes with TeeJet AIXR11003 air induction XR flat tips
- Hypro 6 roller pump – 9.76 GPM at 540 RPM
- Deluxe pistol grip spray gun with 25' of hose
- Piston type pressure relief/ regulating valve
- Highly visible pressure gauge




65 Gal (U.S) Cat. 1 3 Pt hitch sprayer for compact tractors for the application of pesticides, herbicides, insecticides or fungicides. Folding steel 7-nozzle boom delivers 12 feet of spray coverage.

PART NO.	DESCRIPTION	WEIGHT (LBS)	LIST
3PT656R7	65 Gal. US 3 Pt. Hitch Sprayer with 6 Roller Hypro PTO Pump	151	\$2,349

DETHATCHER

- 22 triple coiled tines provide a tight raking pattern and provide a clean lawn
- Easy to assemble and maintain ensures years of dependable use
- Laser cut superior steel construction provide years of dependable use
- Transport lever is easy to use when raising and lowering your attachment



The FIMCO Dethatcher Attachment loosens and lifts dead grass, leaves and other lawn debris to promote healthier lawn growth. Superior 42 inch width steel construction uses 22 triple coiled tines to cover and clean more ground and hold up to 150 pounds. The transport lever engages or disengages the coiled tines to easily cross driveways or sidewalks. With a 10 minute assembly time, quickly be on your way to achieving and maintaining a healthy and vibrant lawn.

PART NO.	DESCRIPTION	WEIGHT (LBS)	LIST
DTH42	42" Dethatcher	85	\$359

- Weights indicated are base machine weight, not shipping weight

PLUG AERATOR



- 24 plugging points provide smooth aeration and maximize soil health
- Easy to assemble and maintain ensures years of dependable use
- Laser cut superior steel construction provide years of dependable use
- Transport lever is easy to use when raising and lowering your attachment

The FIMCO Plug Aerator Attachment is an essential lawn care tool to get water and nutrients down to the roots of plants and soil. The 42 inch Plug Aerator uses 24 self-cleaning soil knives to penetrate deep in the soil to pull up to 3 inch soil plugs. The transport lever engages or disengages the soil knives to easily cross driveways or sidewalks. Superior steel construction holds up to 175 pounds on the 14 gauge folded steel deck.

PART NO.	DESCRIPTION	WEIGHT (LBS)	LIST
PLG42	42" Plug Aerator	85	\$609

SPIKE AERATOR



- 144 spiking tips provide increased aeration and maximize soil health
- Easy to assemble and maintain ensures years of dependable use
- Laser cut superior steel construction provide years of dependable use
- Transport lever is easy to use when raising and lowering your attachment

The FIMCO Spike Aerator Attachment is an essential lawn care tool to get water and nutrients down to the roots of plants and soil. The 42 inch Spike Aerator uses 144 spiking tips to penetrate deep in the soil to perforate up to 2.5 inches. The transport lever engages or disengages the spiking tips to easily cross driveways or sidewalks. Superior steel construction holds up to 175 pounds on the 14 gauge folded steel deck.

PART NO.	DESCRIPTION	WEIGHT (LBS)	LIST
SPK42	42" Spike Aerator	85	\$629

- Weights indicated are base machine weight, not shipping weight



CARTS- POLY, 10 CU. FT.

- 3/4" solid steel axle
- Converts to a convenient push/pull cart
- Easy dump release
- Fully assembled welded pedestal and under carriage frame
- Rust free poly tub
- Tire size 16 x 4.8 - 8
- Bed Size 49"L x 36"W x 14"H



The FIMCO 10 Cubic Foot Trailer Cart easily maneuvers materials around the lawn, garden and farm. Built on a rigid steel frame the durable, easy to clean poly tub features a spring loaded latch to release and unload cart, pneumatic metal hub tires and reinforced hitch. A foldable hitch converts the trailer cart to be pushed or pulled by hand. Designed to haul up to 600 pounds the Poly Trailer Cart can handle hauling heavy earth, plants, mulch and gravel.

PART NO.	DESCRIPTION	WEIGHT (LBS)	LIST
TC10P	10 Cubic Foot Polymer Cart	75	\$349

CARTS- POLY, 15 CU. FT.

- 1 piece poly bed design for increased durability
- 3/4" steel axle
- Easy dump release
- High clearance steel under carriage
- Rust free poly tub
- Tire size 16 x 6.5 - 8
- Bed Size 48"L x 40"W x 15"H



The FIMCO 15 Cubic ATV Poly Cart easily maneuvers materials around the lawn, garden and farm. Built on a rigid steel frame the durable, easy to clean poly tub features a spring loaded easy step dump release to unload cart, pneumatic metal hub tires and reinforced hitch. Designed to haul up to 700 pounds the Poly Cart can handle hauling heavy earth, plants, mulch and gravel.

PART NO.	DESCRIPTION	WEIGHT (LBS)	LIST
TC15HP	15 Cubic Foot Polymer Cart	85	\$539

- Weights indicated are base machine weight, not shipping weight

CARTS- STEEL, 10 CU. FT.



- 3/4" solid steel axle
- Easy dump release
- Handles loads up to 750 pounds
- Removable tailgate
- Steel body
- Tire size 16 x 4.8 - 8
- Bed Size 42"L x 31"W x 13"H

The FIMCO 10 Cubic Foot Steel Cart easily maneuvers materials around the lawn, garden and farm. Built on a welded steel frame, this solid steel body and tailgate construction comes with pneumatic tires and a spring loaded latch to release and unload the cart. Designed to haul up to 750 pounds the Steel Cart can handle hauling heavy earth, plants, mulch and gravel.

PART NO.	DESCRIPTION	WEIGHT (LBS)	LIST
TC1018	10 Cubic Foot Steel Cart	103	\$399

CARTS- STEEL, 17 CU. FT.



- 16 gauge steel body
- 3/4" solid steel axle
- Easy dump release
- Handles loads up to 1500 pounds
- Removable tailgate
- Tire size 16 x 6.5 - 8
- Bed Size 59"L x 37"W x 16"H

The FIMCO 17 Cubic Foot Steel Cart easily maneuvers materials around the lawn, garden and farm. Built on a welded steel frame, this solid steel 16 gauge body and tailgate construction comes with pneumatic tires and a spring loaded latch to release and unload the cart. Designed to haul up to 1500 pounds the Steel Cart can handle hauling heavy earth, plants, mulch and gravel.

PART NO.	DESCRIPTION	WEIGHT (LBS)	LIST
TC17	17 Cubic Foot Steel Cart	200	\$639

- Weights indicated are base machine weight, not shipping weight



- 16 gauge steel body
- 3/4" solid steel axle
- 4 wheel steerable axle cart
- Handles loads up to 2000 pounds
- Removable tailgate
- Tire size 16 x 6.5 - 8
- Bed Size 59"L x 37"W x 16"H




The FIMCO 17 Cubic Foot Trailer Cart Steel Bed Steerable 4 Wheel easily maneuvers heavy materials around the lawn, garden and farm. Built on a welded steel pedestal and frame the solid steel 16 gauge body and removable slotted base tailgate construction, pneumatic tires. Designed to haul up to 2000 pounds the 4 wheel steerable steel cart can handle hauling heavy earth, plants, mulch and gravel.

PART NO.	DESCRIPTION	WEIGHT (LBS)	LIST
TC174	17 Cubic Foot Steerable Steel Cart	227	\$949

Hackett Harrows

- Tine size 1/2" x 3-1/2"
- Sixty tines per 4 foot section
- High quality, high carbon steel tines
- Heat treated at optimum temperatures to ensure high resistance to wear

CHAIN HARROWS



HACKETT HARROWS are designed to cover all applications from large farms to smaller hobby farms and equestrian venues. The Hackett Harrow is ideal for all types of ground work, by improving ground conditions by removing thatch, breaking up clods, working in fertilizer and breaking up and leveling soil, in established pastures, paddocks, park lands, small acreages, race tracks and horse arenas. The Hackett Harrows is manufactured in the U.K. from high quality steel, which ensures that the harrow is extremely strong with high resistance to wear. Harrows are available in 4 ft. 6 ft. 8 ft. 12 ft. and 16 ft. widths, x 4 ft. or 8 ft. long.

WIDTH X LENGTH (FT)	CONTENTS	WEIGHT (LBS)	LIST
4X4	1-CC044 & 1-DB04U	105	\$479
6X4	1-CC064 & 1-DB06U	165	669
8X4	2-CC044 & 1-DB08U	203	899
12X4	3-CC044 & 1-DB12U	301	1,339
16X4	4-CC044 & 1-DB16U	402	1,959
4X8	2-CC044 & 1-DB04U	179	799
8X8	4-CC044 & 1-DB08U	351	1,499
12X8	6-CC044 & 1-DB12U	523	2,299
16X8	8-CC044 & 1-DB16U	698	3,199

- Weights indicated are base machine weight, not shipping weight

TREE AND POST PULLERS- INTIMIDATOR



INTIMIDATOR XL



INTIMIDATOR



INTIMIDATOR CT



A true land-clearing, obstacle-removing attachment for your skid-steer or tractor, the Intimidator is ideal for eliminating trees, saplings, shrubs, bushes, and other obstructions on the job site or farm. The unmatched versatility of the Intimidator handles the toughest stumps, posts, rocks, fencerows, and land-clearing jobs. Selectively eliminate what you want. Maneuver into tight locations and next to buildings or fences with ease. Remove the complete tree or stump, roots and all. Remove larger trees, even with smaller skid-steers or tractors, using the replaceable excavator bucket teeth and vertical jaw saw teeth to dig and cut roots.

INTIMIDATOR CT

PART NO.	DESCRIPTION	WEIGHT (LBS)	LIST
DU240500	Skid-Steer Quick Attach Mount	342	\$3,799
DU240502	Mini-Skid-Steer Quick Attach Mount	345	3,799
DU240504	Quick Attach Mount for John Deere Series 200/300/400/500	--	4,099
DU240501	Skid-Steer Quick Attach Mount with Grapple	482	6,399
DU240503	Mini-Skid-Steer Quick Attach Mount with Grapple	465	6,399
DU240505	Quick Attach Mount w/ Grapple for John Deere Series 200/300/400/500	--	6,699

INTIMIDATOR

PART NO.	DESCRIPTION	WEIGHT (LBS)	LIST
DU250200	Skid-Steer Quick Attach Mount	--	\$6,499
DU250200F	Flat Back for Custom Fabrication	--	7,199
DU250202	Euro/Global Quick Attach Mount	--	7,199
DU250201	Skid-Steer Quick Attach Mount with Grapple	--	9,099
DU250201F	Flat Back for Custom Fabrication with Grapple	--	9,699
DU250203	Euro/Global Quick Attach Mount with Grapple	--	9,699

INTIMIDATOR XL

PART NO.	DESCRIPTION	WEIGHT (LBS)	LIST
DU240300	Skid-Steer Quick Attach Mount	--	\$7,899
DU240300F	Flat Back for Custom Fabrication	--	8,599
DU240301	Skid-Steer Quick Attach Mount with Grapple	--	11,199
DU240301F	Flat Back for Custom Fabrication with Grapple	--	11,799

OPTIONS:

PART NO.	DESCRIPTION	LIST
DU240509	CT Grapple Kit	\$2,599
DU250204	Grapple Kit	2,799
DU240304	XL Grapple Kit	3,399
DU256104	Hose Kit - 20'	629
DU196056	Hose Kit - 25'	729

- Weights indicated are base machine weight, not shipping weight





GRAPPLE RAKES- COMPACT TRACTOR UP TO 40 HP

- Single grapple
- Single cylinder controls upper grapple
- Optional interfacing quick-attach bracket available to fit most John Deere, AGCO, Kubota, CNH, and other brands of loaders.
- The FLGR-4062S is used on OEM loaders that utilize the skid steer quick-attach system



WorkSaver grapple rakes for skid steer and tractor front loaders are ideal for loading logs, picking rocks, and orchard prunings. Can be used for raking and piling brush and other hard to handle materials. Skid steer models use "Universal attaching" system for quick convenient method of hook-up. Tractor front loader mounting brackets extra. Pin type or quick attach brackets available.

PART NO.	DESCRIPTION	WEIGHT (LBS)	LIST
FLGR4062	Front Loader	277	\$3,959
FLGR4062S	Front Loader with Skid Steer Quick Attach System (Not for Skid Steer Loaders)	355	4,159

MINI SKID STEER COMPACT GRAPPLES

- Single upper grapple provides clamping force to hold material securely.
- Mainframe design allows brush and other materials to be picked up while leaving the dirt.
- Good forward visibility for easy control in close quarters for increased productivity.
- Hoses and couplers are standard equipment.



This tool consistently delivers high performance while offering the owner a great return on investment. Model MGU-48 is designed to fit any unit with the "Universal Mini Mount" (Toro-Dingo®, Boxer®, Ditch Witch®, Ramrod, etc.). Model MGB/G-48 is designed to fit the Bobcat® MT-Series as well as the Gehl 1640E. Overall unit width is 48". Offers great versatility in clearing brush, piling limbs, orchard prunings or other hard to handle materials.

PART NO.	DESCRIPTION	WEIGHT (LBS)	LIST
MGU-48	Universal- fits Toro-Dingo, Boxer, Ditch Witch, Ramrod & Others	290	\$3,299
MGB/G-48	Fits Bobcat MT & Gehl 1640E	310	3,399

- Weights indicated are base machine weight, not shipping weight

MANURE FORKS



- Available in 66" & 72" widths
- Overall depth 31" / 787mm
- Overall height 21.5" / 546mm
- Useable tine length 27" / 686mm
- Tine spacing 7.5" / 190mm
- Number of tines 66" - 9, 72" - 10

The WorkSaver Manure Fork was designed for picking up manure, matted straw or other loose materials. Excellent for handling silage, units with upper grapple helps secure load during transport improving productivity. All units have forged cranked tines for extended service life. Units come with Universal Skid Steer quick attach plate.

PART NO.	DESCRIPTION	WEIGHT (LBS)	LIST
MS66S	Manure Fork 66" Wide	240	\$2,259
MS72S	Manure Fork 72" Wide	270	2,349

CLAMP-ON PALLET FORKS



- Stabilizer Bar Included
- Fork Thickness: 2 Inches

PART NO.	CAPACITY (LBS)	LENGTH (IN)	FORK LENGTH (IN)	FORK WIDTH (IN)	WEIGHT (LBS)	LIST
BFT1	1000	45-3/4	32	3-1/4	115	\$199
BFT2	2000	64	44	4	183	239

MINI SKID STEER SARG SWEEP ACTION ROCK GRAPPLE



- Universal mini skid steer mount – fits Toro-Dingo, Boxer, Ditch Witch, Ramrod, Vermeer and others, SARG-42 B/G fits Bobcat MT & Gehl 1640E.
- Hoses and flat-face couplers are standard equipment.
- Bolt-on side plates are standard to help retain smaller rocks if needed.
- Optional bolt-in solid bottom available to retain smaller materials.

Rocks are no problem...the 42-inch Sweep Action Rock Grapple with it's 39-inch wide upper grapple sweeps rocks into the tine bucket and retains them there. The bucket features tines of solid 1" material spaced on 3" centers to retain rocks while allowing the dirt to be sifted out.

PART NO.	DESCRIPTION	WEIGHT (LBS)	LIST
SARG-42	Universal- Fits Toro-Dingo, Boxer, Ditch Witch, Ramrod, Vermeer & Others	445	\$4,699
SARG-42B/G	Fits Bobcat MT & Gehl 1640E	450	4,699

- Weights indicated are base machine weight, not shipping weight





PALLET FORKS

- 1-1/4" x 4" solid forks with spring loaded toggle latch for positioning
- Skid steer mount units have step through design



PART NO.	DESCRIPTION	WEIGHT (LBS)	LIST
SSPF442	Pallet Forks 4000 lb. Rated, 42" Long to Fit Skid Steer or Tractor Loaders with Universal Skid Steer Attach System	345	\$2,079
SSPF448	Pallet Forks 4000 lb. Rated, to Fit Skid Steer or Tractor Loaders with Universal Skid Steer Attach System	359	2,079
GLPF5548	Pallet Forks 5500 lbs. Rated, 1-1/2" x 4" 48" Long to Fit Global/ALO Mount	393	2,299
SSPF242	Pallet Forks 2400 lb. Rated, 42" Long to Fit Loaders with Universal Skid Steer Attaching Systems	290	1,659

MINI SKID STEER PALLET FORKS

- Rated at either 1,200 lbs. or 2,000 lbs.
- All models utilize Class I solid steel alloy forks.
- Fits Toro-Dingo®, Ramrod, Boxer®, Ditch Witch® and others with "Universal" mounting system.
- Models available for Bobcat MT-Series (MT-50, MT-52, MT-55)



Pallet Forks designed for Mini Skid Steers / Compact Tool Carriers. These tools elevate the professional's productivity while offering the large property owner increased flexibility.

PART NO.	DESCRIPTION	CAPACITY (LBS)	WEIGHT (LBS)	LIST
MPF-1200	1" x 3" x 36" Mini Skid Steer	1200	178	\$1,319
MPF-1200B/G	1" x 3" x 36" Bobcat MT Series	1200	188	1,429
MPF-2000	1.18" x 3" x 42" Mini Skid Steer	2000	215	1,539
MPF-2000B/G	1.18" x 3" x 42" Bobcat MT Series	2000	225	1,589

- Weights indicated are base machine weight, not shipping weight

ROTARY RAKES



- 11'6" to 25'6" Max. Working Width
- Extra heavy duty frame and components
- Hydraulic transport lift standard
- Great economic option for those smaller-range tractors and hilly conditions
- Heavy-duty, sealed oil bath gearbox

Enorossi's Single & Double Rotary Rakes comes standard with pneumatic pivoting wheels and heavy tubular tine arms that are removable for transport. Rotary rakes come with oil bath gearbox and cardan shaft with slip clutch. Lateral deflector for windrow formation and the HIGHSPACE system allows the machine to be raised up to 50cm in order to drive over windrows

PART NO.	# WHEELS	MAX WORKING WIDTH (FT)	WEIGHT (LBS)	LIST
RR350	9	11.6	827	\$9,799
RR420EVOPT	11	13.9	1370	15,299
ENODU0780	22	23/25.6	3951	47,499

- Weights indicated are base machine weight, not shipping weight



- CMP-6
- Overall width 77"
- CAT 1-2 hitch
- Maximum weight with water 1564 lbs.

- CMP-8
- Overall width 100"
- CAT 1-2 hitch
- Maximum weight with water 1987 lbs.



The Tar River Implement Roller Crimper is a tool designed to terminate cover crops by crimping the stalk rather than cutting it during its "dough stage". This process has several benefits, including the conservation of soil moisture, reduction of erosion, lessening the need for herbicides and addition of organic matter to the soil. It also suppresses weed growth and helps to cool soil temperatures during the summer months. It is available in a 6' and 8' working widths and is a useful tool for farmers and agricultural professionals who want to manage their soil health.

PART NO.	WORKING WIDTH (IN)	MINIMUM HP	WEIGHT (LBS)	LIST
CMP-6	72	30	1127	\$8,099
CMP-8	69	40	1404	9,199



HAY HANDLING ATTACHMENTS- BUCKET MOUNT



PART NO.	DESCRIPTION	WEIGHT (LBS)	LIST
BBSF20	2000 lb. Bolt-on Bucket Bale Spear, Single Taper	68	\$699
CBSF2000	2000 lb. Clamp-on Bucket Bale Spear. Chain & Turnbuckle System. 42" Spear	79	819
CBSF2028	3000 lb. Clamp-on Bucket Bale Spear, Chain & Turnbuckle, 2 42" Spears	102	1,269
CBSF3028	4000 lb. Clamp-on Bucket Bale Spear, Chain & Turnbuckle, 3 42" Spears	185	1,839

- Weights indicated are base machine weight, not shipping weight

HAY HANDLING ATTACHMENTS

FRONT LOADER



• FLBS2200



• FLBS3000

PART NO.	DESCRIPTION	WEIGHT (LBS)	LIST
FLBS2200	2200 lb. rated Single Loader Bale Spear Single 42" tapered forged spear. Requires Optional Interfacing. Quick Attach Brackets (not included)	121	\$989
FLBS3000	3000 lb. rated Dual Loader Bale Spear Two 42" forged tapered Spears. Requires Optional Interfacing Quick Attach Brackets (not included)	--	1,329

SKID STEER



• SSB3000

PART NO.	DESCRIPTION	WEIGHT (LBS)	LIST
SSB3000	Skid Steer Double Bale Spear. Rated at 3000 lbs. Bolt-in tapered spears have usable length of 42". Designed to fit "universal" skid steer quick attach system.	146	\$1,329

AL0 GLOBAL STYLE



• GLB2200



• GLB3000

PART NO.	DESCRIPTION	WEIGHT (LBS)	LIST
GLB2200	2200 lb. Single Bale Spear 42" tapered forged spear with two 1" x 8-1/2" balance spikes	114	\$1,099
GLB3000	3000 lb. Dual Bale Spear Two 42" forged tapered spears, spaced 30" apart	128	1,299

• Weights indicated are base machine weight, not shipping weight





HAY HANDLING ATTACHMENTS- 3 PT. HITCH ONLY

BALE SPEAR



PART NO.	DESCRIPTION	WEIGHT (LBS)	LIST
BSF1523	1,800 Lb. 3 Pt. Bale Spear Cat. 1 & 2. Single spear is 44" tapered forged spear for excellent penetration into the bale, w/welded balance spears.	60	\$539

HAY HANDLER / BALE UNROLLER



PART NO.	DESCRIPTION	WEIGHT (LBS)	LIST
HHU2045	2,000 lb. 3 Pt. Hay Handler/Unroller 4' to 5' width & up to 6' diameter bales. Cat. 1, 2 & 3. 3 Narrow Quick Hitch. Use 2.5" x 8" Hydraulic Cylinder (Not included.)	310	\$2,159

- Weights indicated are base machine weight, not shipping weight

HAY HANDLING ATTACHMENTS- TRACTOR LOADER & SKID STEER MOUNT BALE SQUEEZE



The GLBH2072/SSBH2072 Bale Squeeze for up to 2200 lb. features smooth curved clamping arms to prevent puncturing wrapped bales, yet securely clamping 4' to 6' bales during transport. Available in Universal Skid Steer quick attach and Euro/Global/Alo quick attach.

PART NO.	DESCRIPTION	WEIGHT (LBS)	LIST
GLBH2072	Round Bale Squeeze with Euro/Global/Alo Quick Attach. Includes hydraulic cylinder, less hydraulic hoses	525	\$5,399
SSBH2072	Round Bale Squeeze with Universal Skid Steer Quick Attach. Includes hydraulic cylinder, less hydraulic hoses	572	5,479

HAY HANDLING ATTACHMENTS- RW SPIN OFF



- Eliminates wasted hay, only unroll what cattle will clean up in one hour
- Easy operation from cab of tractor or skid steer
- 3 Pt. hitch, front tractor loader or skid steer mount available
- Hydraulically driven for better operator control
- Rotates in both directions for easy feeding
- Cushion valve in the motor provides protection for hydraulic components
- 44" forged tapered spear
- GPM Requirement 8-10 GPM. Min. 1500 PSI
- 3 Pt. & skid steer models include hyd. hoses, tractor loader mount, less hyd. hoses. Less hyd. couplers

Designed as an efficient hay management tool for moving and feeding round bales. The Spin Off hydraulically rotates the bale, unwinding the hay into a windrow.

PART NO.	DESCRIPTION	WEIGHT (LBS)	LIST
FS0906	3 Pt Hitch Cat II/III Can be converted to Cat 1 with bushings & Cat 1 pins, (not included). Includes 2 hyd hoses, less couplers	250	\$4,669
FLS0907	Front tractor loader mount Less hyd hoses, less loader mounting brackets Optional brackets for most loader makes available	370	5,129
SSS0908	Skid Steer Mount Includes "Universal" skid steer quick attach bracket. Includes 2 hyd hoses (less couplers)	325	5,589

- Weights indicated are base machine weight, not shipping weight



POTATO PLANTER, HILLER, & DIGGER

- Cat. 1 3 Pt. hitch
- HP Requirements: 25




This unique implement will do all three tasks with the greatest of ease. Attach the seat and rear cover board and plant your potatoes with ease. In mid-season bolt on the 18" sweep and hill the potatoes. At harvest time, go down the centre of the row with the sweep and watch the potatoes roll out on either side. Works like a dream.

PART NO.	DESCRIPTION	WEIGHT (LBS)	LIST
1700166	3-in-1 Potato Planter, Hiller, and Digger	170	\$1,399



SINGLE SHANK FURROWER & SUB-SOILER 3 PT. HITCH

- CAT. 1 3 Pt. Hitch
- Adjustable Digging Depth
- Heavy Duty Frame
- Shear pin protected
- c/w Standard 14" Furrower Shovel
- c/w Reversible Sub Soiler Point



TAR RIVER IMPLEMENTS offers a combination implement, that will dig a furrow or by changing the bottom furrow shovel to a sub soiler point can be used to fracture the soil for better air and water penetration. For tractors up to 30 HP

PART NO.	DESCRIPTION	WEIGHT (LBS)	LIST
BSM100	Combo Furrower / Sub-Soiler	88	\$469

- Weights indicated are base machine weight, not shipping weight

MIDDLE BUSTER



- Cat 1 3-point hitch
- Quick hitch compatible
- Digging Depth – Adjustable 6" - 8"
- Up to 40 H.P
- Furrower Width – 15"

Looking to conquer challenging digging and trenching tasks? Our Middle Buster is the ideal tool for breaking new ground, planting crops, or installing irrigation systems. Whether you're a farmer, landscaper, or homeowner, this durable and efficient implement makes tough digging effortless.

PART NO.	DEPTH (IN)	SCARIFIERS	REQUIRED HP	WEIGHT (LBS)	LIST
MB15	6-8	15	up to 40	100	\$299

HILLER / RIPPER



- 1 row hiller
- Adjustable Row Width with hi-low hitch
- Friction bearings and 18" disc blades
- Available with or without shank

Compact Cat 1 3Pt hitch Hiller/Ripper

PART NO.	DESCRIPTION	WEIGHT (LBS)	LIST
HKCI	Hiller / Ripper	192	\$1,549

- Weights indicated are base machine weight, not shipping weight



TRAILER MOVER

The trailer mover is designed to move empty trailers with the tractors Cat 1 3-Pt hitch. Trailer ball and receiver sold separately.



PART NO.	DESCRIPTION	WEIGHT (LBS)	LIST
TM1	Trailer Mover	49	\$469



PALLET FORKS

The 3 point hitch pallet forks are designed to carry 1200 lbs. These are a Cat. 1 hitch, and have 46" forks, on a 26" high frame.



PART NO.	DESCRIPTION	WEIGHT (LBS)	LIST
PF1	3 Pt. Hitch Pallet Forks	49	\$519



HYDRAULIC TOP LINKS



PART NO.	DESCRIPTION	WEIGHT (LBS)	LIST
TLC2708	Cat. 1, 2" Bore x 8" Stroke 1-1/8 dia. Shaft	18	\$459
TLC3110	Cat. 2, 3" Bore x 10" Stroke 1-1/4" dia. Shaft	26	579

- Weights indicated are base machine weight, not shipping weight

POST HOLE DIGGERS- 3 PT. PTO & HYDRAULIC



• 500WS



• 624H



• 924H

- Heavy duty tubular steel stock on yoke & booms
- Large 2" round output shaft has two bolt auger connection
- Shear pin protected & shielded PTO drivelines.
- Down force kits available
- 3 position boom adjustment on PTO models
- 5 year limited gearbox warranty
- Trouble free tapered roller bearings & spring loaded seals
- Model 300 requires up to 25 HP
- Model 500WS requires 20-35 HP
- Model 720 requires 25-65 HP
- Model 925 requires 35-95 HP
- Parking Stands available.
- 924HC/EURO fits directly onto ALO loaders
- Model 624H Includes hydraulic hoses.
- Models 724H, 924H, 924HC/EURO. Do Not Include hydraulic hoses



• 925



• DFK50-70-90

3 PT. HITCH 540 RPM PTO

PART NO.	GEAR RATIO	HITCH SIZE	AUGER LENGTH (IN)	AUGER USAGE (IN)	WEIGHT (LBS)	LIST
300	3:1	Cat. 0	30	9-12	149	\$1,559
500WS	3:1	Cat. 1 & 2	42	6-12	160	1,589
720	3.18:1	Cat. 1 & 2	42	6-24	206	2,099
925	4.1:1	Cat. 1 & 2	42	6-30	210	2,599

HYDRAULIC DRIVE, 10-20 GPM, 1500-3000 PSI

PART NO.	DESCRIPTION	AUGER USAGE (IN)	WEIGHT (LBS)	LIST
624H	3 pt. Hitch Cat. 1 & 2 (Includes Hydraulic Hoses)	6-24	182	\$3,799
724H	Loader (Bolt-on Side Plate)	6-24	127	3,499
924H	Skid Steer Quick Attach Mount	6-24	210	3,599
924HC	ALO Loader Mount	6-24	220	3,449

AUGERS

PART NO.	DESCRIPTION	WEIGHT (LBS)	LIST
9SF	9" Single flight 30" long	28	\$359
12SF	12" Single flight 30" long	32	369
6HDDF	6" Double flight 42" long	32	439
9HDDF	9" Double flight 42" long	47	489
12HDDF	12" Double flight 42" long	54	569
14HDDF	14" Double flight 42" long	76	699
18HDDF	18" Double flight 42" long	98	1,049
24HDDF	24" Double flight 42" long	128	1,359
30HDDF	30" Double flight 42" long	190	1,739

OPTIONS

PART NO.	DESCRIPTION	WEIGHT (LBS)	LIST
170705	12" Auger Extension	16	\$379
DFK50	Down force kit for model 500WS	39	959
DFK70	Down force kit for model 720, 624H	40	959
DFK90	Down force kit for model 925	42	959
102160	Parking stand for model 300	11	229
102165	Parking stand for model 500/720	12	259
102170	Parking stand for model 925	13	379

- Weights indicated are base machine weight, not shipping weight



- Designed with Danusers own planetary
- Compatible with 2" hex auger bits
- Skid steer mount has both centre and offset mounts
- Hoses routed to the top of the drive unit, allowing deeper digging with better hose protection
- Numerous options for augers available
- Does not include hoses.



The new EP series of drive heads is built with a Danuser planetary, designed and manufactured by Danuser's own engineering team, creating a planetary with up to 42% more output torque than the competition. These units range from 6-35 GPM, up to 3500 PSI, and up to 4426 ft lbs of torque. Mounting is available for skid steer, front-end loader, excavator, and backhoe. 5 year warranty on drive unit, and lifetime covering output spindle pullout

PART NO.	TYPE #	GPM REQUIRED	MAX AUGER (IN)	WEIGHT (LBS)	LIST
DU180405	EP615	6-15	24	139	\$3,399
DU180406	EP1020	10-20	30	139	3,599
DU180407	EP1530	15-30	36	142	3,799
DU180408	EP2035	20-35	36	150	4,199

OPTIONS:

PART NO.	DESCRIPTION	WEIGHT (LBS)	LIST
DU180415	Skid Steer Quick Attach Mount, Center & Offset	156	\$899
DU190052	Front End Loader, Euro/Global Offset	108	696
DU192015	Universal Kit, Requires Welding	65	659
DU190203	Bolt-on Mount	43	569

CAST HEAD AUGERS

PART NO.	DESCRIPTION	WEIGHT (LBS)	LIST
DU10657	6" double flight 48" long	48	\$799
DU10663	9" double flight 48" long	89	1,239
DU10669	12" double flight 48" long	117	1,309
DU10678	18" double flight 48" long	168	1,949

FABRICATED AUGERS

PART NO.	DESCRIPTION	WEIGHT (LBS)	LIST
DU10609	9" double flight 48" long	85	\$789
DU10615	12" double flight 48" long	115	889

ROCK DRILL

PART NO.	DESCRIPTION	WEIGHT (LBS)	LIST
DU10739	2" x 3' Rock Drill	30	\$689

WOBBLE AUGERS

PART NO.	DESCRIPTION	WEIGHT (LBS)	LIST
DU20600	4" Auger with 2" Hex Shaft	58	\$689
DU20603	6" Auger with 2" Hex Shaft	86	869

The Wobble Auger produces a hole with no loose dirt in the bottom or around the top of the hole. The offset shaft creates the hole, and the sides are spiral and checked hardface steel. Use on dirt, asphalt, sand, compacted rock, clay and embedded rock. The Wobble auger is for use with hydraulic auger drives only.



- Weights indicated are base machine weight, not shipping weight



- Hex - 2" Adaptor



- Hex - 2" RD Adaptor



- Hose Kit

HOSE KITS

PART NO.	DESCRIPTION	LIST
DU196027	1/2" hose kit, 108" with flush face couplers	\$439
DU196025	1/2" hose kit, 108", no couplers	299
DU196056	1/2" hose kit for loader, 25' with flush face couplers	759

ADAPTORS

PART NO.	DRIVE UNIT	AUGER	WEIGHT (LBS)	LIST
DU10921	2" Hex	2-9/16" Round	18	\$459
DU10922	2" Hex	2" Round	18	419
DU10924	2-9/16" Round	2" Round	12	289

EXTENSIONS

PART NO.	SIZE	LENGTH	WEIGHT (LBS)	LIST
DU10910	2" Hex	12"	20	\$329
DU10911	2" Hex	24"	32	399

- More augers and options available. Please call for price and availability.

- Weights indicated are base machine weight, not shipping weight

- Drives T-Post and up to 3" OD pipe
- 2000 lbs per stroke impact force
- 6 strokes per second of 10 lb hammer weight
- Optional tilt bracket allows for 20° adjustments left or right



The T3 Post Driver is a small driver that delivers big time results. The top of the post is fully contained to prevent kick out and protected from damage by the strike plate. Use your tractor, skid-steer, mini-ex, loader, or backhoe to carry the weight of the driver. There are several mounting options, including an offset skid-steer quick attach which allows the operator to drive parallel to the fence line, and a bolt-on/weld-on bracket that mounts to almost any flat surface. Use down pressure from the host vehicle to drive more posts in the ground faster. The T3 Driver includes one bolt-on/weld-on bracket, hoses and flat face ISO couplers for simple plug and play operation. This is an ideal post driver for most farmers, ranchers, fencing contractors, and rental yards.

PART NO.	DESCRIPTION	WEIGHT (LBS)	LIST
DU21305	T3 Driver	116	\$3,449

OPTIONS:

PART NO.	DESCRIPTION	WEIGHT (LBS)	LIST
DU21305	T3 Driver Skid-Steer Quick Attach Mount	117	\$489
DU21355	T3 Driver Skid-Steer Offset Quick Attach Mount	230	1,319
DU21303	T3 Driver Euro/Global Offset Quick Attach Mount	126	649
DU21302	T3 Mount Bracket Bolt-On or Weld-On	4	39
DU21301	Tilt Bracket Assembly	15	2,996



POST DRIVERS- 3 PT. HITCH

Installing new fencelines? Replacing old ones? worksaver post drivers are built to last with quality features designed to improve operator convenience, versatility, production and performance in all kinds of conditions. Available with either manual adjustment crank or hydraulic cylinder controlled for post alignment

MANUAL ADJUSTMENT	HPD16	HPD22Q	HPD26Q
MAXIMUM POST SIZE	5" x 9'	8-3/4" x 10'	11" x 10'
IMPACT AT FULL STROKE (LBS)	32,000	80,000	110,000
IMPACT AT HALF STROKE (LBS)	16,000	40,000	55,000
HYDRAULIC REQ. (GPM)	3-4	6-8	12
MINIMUM TRACTOR SIZE (HP)	20-22	30-35	50-55
HITCH TYPE	Cat 1 or 2	Cat 1 or 2	Cat 2
WEIGHT (LBS)	600	795	N/A
LIST PRICE	\$11,299	13,599	16,499

HYDRAULIC ADJUSTMENT	HPD16SHC	HPD22QSHC	HPD26QSHC
WEIGHT (LBS)	875	1035	1215
LIST PRICE	\$11,299	13,599	16,499



- 17 Degree Front/Back Tilt Adjustment
- 20 Degree Side/Side Tilt Adjustment
- Two 3" x 6" Tilt Cylinders
- Weights indicated are base machine weight, not shipping weight

POST DRIVERS- SKID STEER

- Hydraulic Adjustment & Univeral Style Quick Attach Bracket (Special Order, Not Stocked)
- Note: Return line package required depending on make and model of skid steer (order extra), please advise model of skid steer when ordering post driver return line.
- 17 Degree Front/Back Tilt Adjustment
- 20 Degree Side/Side Tilt Adjustment
- Two 3" x 6" Tilt Cylinders



- Hydraulic Adjust



PART NO.	HPD16HSS	HPD22QHSS	HPD26QHSS
MAXIMUM POST SIZE	5" x 9'	8-3/4" x 10'	11" x 10'
IMPACT AT FULL STROKE (LBS)	32,000	80,000	110,000
IMPACT AT HALF STROKE (LBS)	16,000	40,000	55,000
HYDRAULIC REQ. (GPM)	3-4	6-8	12
MOUNT TYPE	Skid Steer	Skid Steer	Skid Steer
WEIGHT (LBS)	950	1245	1429
LIST PRICE	\$12,999	15,599	18,499

Installing new fence lines? Replacing old ones? Setting post for live-stock pens, feedlots, vineyards, etc. save time and eliminate backbreaking labour with a worksaver Skid steer Post Driver.

HAMMER POST DRIVERS



- Models available for Skid-Steer, Front-End loader, and Euro/Global
- Drives anything from T-Post up to railway ties
- 82,000 lbs per stroke impact force
- 40" stroke with 300 lb hammer weight at 35 strokes per minute
- Optional tilt bracket allows for 20° adjustments left or right
- Loaded versions include tilt, grapple and additional 200 lb weight kit
- Requires 12 - 30 GPM

Drives fence posts, sign posts, guard rails, median dividers, tent stakes, T-posts, pipe fence, and railroad ties with ease. With this innovative design, you can achieve a full stroke with every cycle or utilize the short stroke feature to fine tune your depth. The Hammer DOES NOT operate with springs, hydraulic cylinder, or return line. Grapple option can be added to any model for a true one-person operation (does not include t-posts). The grapple option will allow the operator to grab the post off the ground, load it into the machine, and drive it in the ground without leaving the seat. CB40 Breaker Kit is available to convert any Hammer post driver into a concrete breaker.

PART NO.	DESCRIPTION	WEIGHT (LBS)	LIST
DU21000	For Skid Steer	915	\$10,899
DU21001	For Skid Steer with Grapple	955	11,899
DU21002	For Skid Steer with Tilt	1005	14,599
DU21003	For Skid Steer with Tilt and Grapple	1045	15,599
DU21003L	For Skid Steer (Loaded)	1245	16,399
DU21009L	For Loader (Loaded)	1241	16,599
DU21013L	For Euro/Global (loaded)	1241	16,699

OPTIONS:

PART NO.	DESCRIPTION	WEIGHT (LBS)	LIST
DU21278	Concrete Breaker Kit	534	\$3,899
DU21163	Hammer Additional 200 Lb Weight Kit	220	669
DU21149	T-Post Adaptor	22	279
DU21212	Strike Plate- Horseshoe	20	139
DU21395	Strike Plate- Donut	25	139

- Weights indicated are base machine weight, not shipping weight



519-461-1499

Fax: 519-461-1599

www.smalink.ca

- Flow control valve
- Tool-less quick change system
- One-person grapple option available



The model T7 drives T-posts up to 7" diameter posts/pipes with 500-900 strikes/minute and compares to the 750 ft.-lb. energy class. The model T8-RR drives T-posts up to 8" diameter posts and pipes at 400-800 strikes/minute and compares to the 1,150 ft.-lb. energy class. The railroad tie flat driving tool allows the unit to drive railroad ties, posts and pipes up to 12"

PART NO.	DESCRIPTION	WEIGHT (LBS)	LIST
DU214050	Hornet T7	1290	\$13,999
DU214051	Hornet T7 with Grapple	1410	15,699
DU214100	Hornet T8-RR	1485	15,299
DU214101	Hornet T8-RR with Grapple	1615	16,599

OPTIONS:

PART NO.	DESCRIPTION	WEIGHT (LBS)	LIST
DU21149	T-Post Adaptor	22	\$279
DU196067	T7 Domed Driving Tool	56	959
DU196067F	T7 Flat Driving Tool	59	959
DU196074	T8-RR Domed Driving Tool	74	999
DU196074F	T8-RR Flat Driving Tool	78	999
DU196074R	T8-RR Railroad Tie Flat Driving Tool	138	2,259

- Weights indicated are base machine weight, not shipping weight

ADAPTER ATTACHMENTS- UNIVERSAL SKID STEER QUICK ATTACH SYSTEM



• 835020



• 835095



• 835080

Elevate your tractor's productivity by converting its loader to the "Universal" Skid Steer quick attach system. Worksafer adapter brackets feature all welded frames for durability and plated latch components.

PART NO.	DESCRIPTION	WEIGHT (LBS)	LIST
835020	Skid Steer to Euro/Global	163	\$2,199
835095	Skid Steer to Cat. I Quick Hitch	158	1,389
835100	Skid Steer to Cat. II Quick Hitch	210	1,749
835230	Bush Hog M46 Series to Skid Steer	138	1,549
832820	IH 2250 & 2255 Loader to Skid Steer Adapter	117	1,669
831980	John Deere 240/245/260/265 Series to Skid Steer	164	1,739
831875	John Deere 146/148/158 Series to Skid Steer	120	1,529
832620	John Deere 300/400/500 Series to Skid Steer	116	1,499
835070	Skid Steer to John Deere 400	104	1,249
835205	Skid Steer to John Deere 500 Series	104	1,259
832650	John Deere 600/700 to Skid Steer	155	1,599
832815	John Deere 48 & 58 Loader Skid Steer Adapter	148	1,669
835135	John Deere 200X/200CX/H120/H130/H160/D120/D160 to Skid Steer	79	1,369
835145	Mahindra Max 24L to Skid Steer	106	1,179
832915	Kubota LA852 to Skid Steer	103	1,669
932810	Kubota LA350, LA401, LA452 to Skid Steer	106	1,599
831725	Kubota LA1251, LA1301, LA1601 to Skid Steer	150	1,739
835150	Kubota LA504, LA434 & LA534 Loader to Skid Steer Adapter	97	1,229
835160	Kubota LA524 & LA525 Loader to Skid Steer Adapter	105	1,239
831895	Massey Ferguson 238, 246, 938, 948,1036, 1048 to Skid Steer	146	1,669
835125	Massey Ferguson DL95 & New Holland 235TL to Skid Steer	73	1,169
835140	McCormick 125C, Branson SL00, Kioti KL2510, & LS LL2101 to Skid Steer	95	1,539
832885	New Holland 2109, 7109, 7209, 7210, 7309, 7310, 7410 to Skid Steer	130	1,739
832830	New Holland 7308/7108 & Case IH L130 to Skid Steer	114	1,669
832890	New Holland 14LA, 15LA, 16LA, 17LA, 18LA & Case IH LX114, LX116, LX118	111	1,739
835250	New Holland 82LB, 84LB, 7614 Loader on NH Bidirectional Tractor to Skid Steer	250	2,089
835190	Loaders used on Versatile 160, 256, 276 & Ford 9030 Bidirectional Tractors to Skid Steer	253	2,089
835240	Westendorf TA-20 Series to Skid Steer	160	1,676
835245	Westendorf TA-40 Series to Skid Steer	168	1,719
832745	Yanmar Quick Attach to Skid Steer	110	1,259
832655	Universal Skid Steer Adapter for Compact Pin-on Loaders	151	1,439
832660	Universal Skid Steer Adapter for Standard Pin-on Loaders	156	1,459
812445	Mini Skid Steer Trailer Mover	35	359
812440	Standard Skid Steer Trailer Mover	98	649
835215	Standard Skid Steer to Mini Universal Adapter	111	969
832540	WSP Weld-On Plate	47	319
832790	WSP-HD Weld-On Plate	96	549
835010	Mini Universal to Standard Skid Steer Adapter	127	1,319
835080	3-pt. Hitch to Skid Steer Adapter	140	1,389

• Weights indicated are base machine weight, not shipping weight



519-461-1499

Fax: 519-461-1599

www.smalink.ca



SUB-COMPACT LOADERS WITH SINGLE CENTER CYLINDER

WorkSaver has developed adapters for single cylinder loaders allowing them to use attachments with the “universal” skid steer interface, opening the door to a wide range of attachments. The adapters are built with 7-gauge material, to provide strength, yet keep their weight under 70 lbs. to allow the loader to have maximum lifting capacity, to get more done.

PART NO.	DESCRIPTION	WEIGHT (LBS)	LIST
835120	Kioti SL2410 to Skid Steer	74	\$1099
835130	Kubota LA240, LA243 to Skid Steer	76	1099
835110	Mahindra eMax 25L & TYM TX-25 to Skid Steer	77	1099

ADAPTER ATTACHMENTS- EURO/GLOBAL STANDARD ATTACHING SYSTEM



Elevate your tractor's productivity by converting its loader to the EuroGlobal standard system. WorkSaver adapter brackets feature all welded frames for durability and plated latch components.

PART NO.	DESCRIPTION	WEIGHT (LBS)	LIST
832550	Euro/Global to Skid Steer	123	\$1,469
835075	Euro/Global to John Deere 400 Series	82	1,219
835200	Euro/Global to John Deere 500 Series	95	1,219
832631	Euro/Global to John Deere 600/700	131	1,399
835030	John Deere 400/500 to Euro/Global	142	2,379
835040	John Deere 600/700 Series to Euro/Global	161	2,639
835255	New Holland 82LB, 84LB, 7614 Loader on NH Bidirectional Tractor to Euro/Global	277	2,649
835195	Loaders used on Versatile 160, 256, 276 & Ford 9030 Bidirectional Tractors to Euro/Global	285	2,649
835045	Universal Euro/Global Adapter for Standard Pin-on Loaders	185	2,419
832630	Euro/Global Two Piece Weld-on Kit	36	379
832625	Euro/Global Heavy Duty Weld-on Plate	89	739

WELD-ON PLATES AND KITS



Easily convert your bucket or other attachments to be used on your skid steer or Euro/Global/Alo loader with a Weld-on plate.

PART NO.	DESCRIPTION	WEIGHT (LBS)	LIST
NTW1001009	Weld-On Mini Skid Steer Plate	27	\$299
832540	WSP Weld-On Plate	47	316
832790	WSP-HD Weld-On Plate	96	549
832625	Euro Plate	89	739
832630	Euro Kit	36	379
835060	JD 300/400 Plate	68	509
835065	JD 400/500 Plate	84	559

- Weights indicated are base machine weight, not shipping weight

ADAPTER ATTACHMENTS- BOLT-ON BRACKETS FOR OEM QUICK ATTACH



Go to smalink.ca to select correct brackets; call customer service for pricing.

- AGCO-Allis
 - AGCO-White
 - Allied Farm King
 - ALO
 - Bobcat
 - Branson
 - Bush Hog
 - Case IH
 - Caterpillar
 - Challenger
 - Cub Cadet
- Deutz-Fahr
 - Dual (see wood loaders)
 - Farmhand
 - Farmtrac
 - Fendt
 - Force
 - Ford (see New Holland)
 - Frey
 - Gehl Wheel Loaders
 - Great Bend
 - John Deere
- Kioti
 - Koyker
 - Kubota
 - LS
 - Manhindra
 - Manitou
 - Massey Ferguson
 - McCormick
 - New Holland
 - OEM Mfg.
 - Rhino
- Stoll
 - Swinger Articulated
 - TYM
 - Valtra
 - Westendorf
 - Woods
 - Wrangler
 - Zetor
 - Compact Bolt-On Brackets

MIXER- HYDRAULIC SKID STEER MOUNT

- Fits "Universal Style" skid-steer attachment system
- Hydraulically driven gear box
- Minimum hydraulic flow required 8 GPM
- Gear ratio 3.18 : 1
- All welded steel drum construction with internal paddles for uniform mixing and clean dumping
- Includes flow control valve (On-Off) for easy operation
- Hydraulic hoses included with connect under pressure flat faced couplers



The WORKSAVER skid steer mixer has direct hydraulic drive of the gearbox which eliminates chain and sprocket maintenance and is ideal for all mixing applications and allows operator to mix, transport and place the concrete in the right location more efficiently. This unit has 5 Cu. Ft. capacity (1 bag mix) capacity of concrete.

PART NO.	DESCRIPTION	WEIGHT (LBS)	LIST
SS590	Skid Steer Hydraulic Mixer	395	\$8,299

- Weights indicated are base machine weight, not shipping weight



- Includes two 2' multi-link chutes which can be linked together
- ¾ yard capacity (up to 1 yard with optional hopper extension)
- Bearing supported auger
- Heavy duty, low speed, high torque motor connected directly to auger
- Integrated cutting edges make scooping from piles easier
- Supports up to 25GPM, 3500 PSI hydraulics
- Includes hoses and flat face couplers



Eliminate backbreaking labor with the Danuser Mega Mixer! From concrete to livestock feed, mix, scoop, and dispense a wide variety of materials with ease. With adjustable mounting brackets and pallet fork tine slots on both sides, conveniently dispense left or right. Built-in cutting edges and a robust design make it well-suited for scooping from piles. Comes standard with dual safety grates, including integrated bag busters, that can be opened individually from either side.

PART NO.	DESCRIPTION	WEIGHT (LBS)	LIST
DU170001	Mixer with All Steel Auger	898	\$10,999

OPTIONS:

PART NO.	DESCRIPTION	WEIGHT (LBS)	LIST
DU170095	Hopper Extension	121	\$1,019
DU170103	36" Chute	22	129
DU180701	36" Chute	22	129
DU170110	5' Funnel with 6" hose	24	849

MAC BUCKET- MATERIAL HANDLING BUCKET & MIXER

- DU230400
- Concrete
- Agriculture Grains
- Wildlife Feed
- Heavy wet material
-
- DU230401
- Dry material
- Low slump concrete
- Animal feed
- Asphalt
- Sand



Transport, Mix, and dispense concrete, wildlife feed, agriculture grains, gravel, asphalt and more! With a 1/2 yard base capacity (13.5 cubic ft.), and a 3/4 yard extended capacity (20 cubic ft.), the MAC Bucket replaces the manual labor of moving and mixing materials and is perfect for tight conditions where larger equipment is not ideal. This mixing and conveying (MAC) bucket features a skid-steer quick attach mount on both sides of the bucket, which allows for discharge from both the left and right sides. It is designed with no discharge gate and with the ability to self-load from loose piles, making the MAC Bucket a true one-person operation.

PART NO.	DESCRIPTION	WEIGHT (LBS)	LIST
DU230400	with Rubber Auger	615	\$7,499
DU230401	with Steel Auger	620	6,999

OPTIONS:

PART NO.	DESCRIPTION	WEIGHT (LBS)	LIST
DU230459	Hopper Extension	83	\$979
DU11019	24" Chute	14	389

- Weights indicated are base machine weight, not shipping weight

ROTARY BROOMS- 3 PT. HITCH PTO



- Cat. 1, 3 Pt. hitch
- 540 RPM PTO
- Optional Manual or hydraulic angle 30 degrees right or left
- Height adjustment chains
- 32" diameter brush
- Available in Poly, or 50/50 Poly/Wire brush
- Double gearbox drive
- Top "T-Shaft" gearbox allows easy reversal of brush rotation

The WORKSAVER 3 Pt. hitch 540 RPM PTO Rotary Broom mounts to any tractor with 540 RPM PTO. Keep your tractor and sweeper busy all year sweeping snow, dirt, thatch, leaves and other debris. Sweeps forward and can windrow debris, to the front, right or left. If you reverse broom rotation, pulling action cleans thatch with out damaging grass. Mechanical brush drive, with optional manual angle, 30 degrees right or left, or optional hydraulic angle available. Height adjustment chains maintains even operating position. 32" diameter broom is available in poly, or combo 50/50 poly/wire. A double gearbox drive is used for smooth power transmission and low maintenance. Top "T-Shaft" gearbox allows for easy reversal of brush rotation.

PART NO.	DESCRIPTION	WEIGHT (LBS)	LIST
RMB325P	5' with Poly Brush	640	\$11,359
RMB325PW	5' with Poly/Wire Brush	640	11,359
RMB326P	6' with Poly Brush	740	11,899
RMB326PW	6' with Poly/Wire Brush	740	11,899
RMB327P	7' with Poly Brush	840	12,899
RMB327PW	7' with Poly/Wire Brush	840	12,899

OPTIONS:

PART NO.	DESCRIPTION	LIST
610702	Manual Angle Kit	\$299
610703	Hydraulic Angle Kit with Hoses	959

- Weights indicated are base machine weight, not shipping weight





ROTARY BROOMS- SKID STEER MOUNT



- Universal skid steer quick attach mounting
- 16 GPM hydraulic motor
- 4.36 / 1 chain drive ratio to broom for excellent torque
- Heavy duty #60 drive roller chain
- Parking stands
- Step-through mount design for easy in/out of skid steer cab
- Greaseable pivot points for long life
- 32" diameter poly or poly/wire brush
- Optional manual or hydraulic angle adjustment kit available

The WORKSAVER skid steer hydraulically driven rotary broom fits any make and model of skid steer with universal skid steer quick attach mounting. Hydraulic motor rated @ 16GPM continuous operation for maximum brush speed. Optional manual or hydraulic angling kit available. All hydraulic hoses sheathed and routed through integral loops for maximum protection. Flat-faced "connect under pressure" hydraulic couplers standard

PART NO.	DESCRIPTION	WEIGHT (LBS)	LIST
SSMB325P	5'/60" with Poly Brush	720	\$12,259
SSMB325PW	5'/60" with Poly/Wire Brush	714	12,259
SSMB326P	6'/72" with Poly Brush	780	12,999
SSMB326PW	6'/72" with Poly/Wire Brush	774	12,999
SSMB327P	7'/84" with Poly Brush	840	14,399
SSMB327PW	7'/84" with Poly/Wire Brush	833	14,399

OPTIONS:

PART NO.	DESCRIPTION	LIST
610702	Manual Angle Adjustment Kit	\$299
610703	Hydraulic Angle Adjustment Kit with Hoses	959
610940	Hydraulic Angle Adjustment Kit with Electric Hydraulic Solenoid control. For skid steer rotary Brooms used on units equipped with only one set of remotes, inc'ds hyd. cylinder, hoses, valve, & flat faced couplers, Factory Installed	3,029

- Weights indicated are base machine weight, not shipping weight



- 2 tie wire locations
- 10 slot locations to start wire
- Tool-less operation
- Roll multiple wires at once

The Danuser Python Wire Winder takes the bite out of rolling fence wire. This can roll over 1 km of barbed wire, or 10 km of smooth wire. The 2" hex connection mounts to existing hydraulic auger drives

PART NO.	DESCRIPTION	WEIGHT (LBS)	LIST
DU170610	Python Wire Winder	90	\$889



- Controlled spinning to prevent backlash
- Angled frame gives an extra 9" of ground clearance
- Built-in wire tensioner cleats for stretching and holding wire
- Contains rebar and T-post straightener for fence repair

The Danuser Python Wire Unroller easily unrolls new and Python-rolled spools of barbed and smooth wire for faster fencing. This connects to a 2" receiver hitch, with optimal clearance for open tailgates.

PART NO.	DESCRIPTION	WEIGHT (LBS)	LIST
DU180606	Python Wire Unroller	69	\$669

- Weights indicated are base machine weight, not shipping weight

EQUIPMENT REFERENCE- ALPHABETICAL

ADAPTER ATTACHMENTS (WORKSAVER)	44-46	MANURE FORKS (WORKSAVER)	28
AERATOR, PLUG (FIMCO)	22	MATERIAL HANDLING BUCKETS & MIXERS (DANUSER / WORKSAVER)	46-47
AERATOR, SPIKE (FIMCO)	22	MIDDLE BUSTER (TAR RIVER IMPLEMENTS)	36
AUGERS – PTO & HYDRAULIC (DANUSER / WORKSAVER)	38-40	MINI SKID STEER PALLET FORKS (WORKSAVER)	29
BALE SPEARS – 3 PT. HITCH (WORKSAVER)	33	NO TILL DRILL (TAR RIVER IMPLEMENTS)	7
BALE SPEARS – BUCKET MOUNT (WORKSAVER)	31	PALLET FORKS – 3 PT. HITCH (WORKSAVER)	37
BALE SPEARS – FRONT LOADER (WORKSAVER)	32	PALLET FORKS – LOADER & SKID STEER (WORKSAVER)	29
BALE SPEARS – GLOBAL / ALO (WORKSAVER)	32	POST DRIVERS – 3 PT. HITCH (WORKSAVER / DANUSER)	41
BALE SPEARS – SKID STEER (WORKSAVER)	32	POST DRIVERS – SKID STEER (WORKSAVER / DANUSER)	42
BALE SQUEEZE (WORKSAVER)	34	POST HOLE DIGGERS (WORKSAVER / DANUSER)	38
BALE UNROLLER / HAY HANDLER (WORKSAVER)	33	POTATO PLANTER / HILLER / DIGGER (TAR RIVER IMPLEMENTS)	35
BOX BLADE (TAR RIVER IMPLEMENTS)	9	REAR SCRAPER BLADE (TAR RIVER IMPLEMENTS)	10
BROADCAST SPREADERS – RESIDENTIAL TURF (CHAPIN)	12	ROTARY BROOMS – 3 PT. HITCH (WORKSAVER)	48
BROADCAST SPREADERS – PROFESSIONAL TURF (CHAPIN)	13-14	ROTARY BROOMS – SKID STEER (WORKSAVER)	49
BROADCAST SPREADERS – SALT & ICE MELT (CHAPIN)	14-15	ROTARY CUTTERS – WALK BEHIND (SWISHER)	3
BROADCAST SPREADERS – ATV / UTV / TRUCK (SWISHER / FIMCO)	16	ROTARY CUTTERS – PULL TYPE (SWISHER)	3
BROADCAST SPREADERS – 3 PT. HITCH (12V) (FIMCO)	17	SKID STEER GRADER BLADE (WORKSAVER)	7
BROADCAST SPREADERS – GROUND DRIVEN (FIMCO)	17	SICKLE BAR MOWERS (TAR RIVER IMPLEMENTS)	4
BROADCAST SPREADERS – SPIN TYPE POLY HOPPER (BRI)	18	SPRAYERS – UTV (FIMCO)	19
BROADCAST SPREADERS – SIDE SHOT FERTILIZER (BRI)	18	SPRAYERS – SPOT (FIMCO)	19
CHAIN HARROWS (HACKETT HARROWS)	25	SPRAYERS – ATV (FIMCO)	19
CLAMP ON PALLET FORKS (WORKSAVER)	28	SPRAYERS – ESTATE (TOW TYPE) (FIMCO)	20
CRIMPER (ROLLER CRIMPER) (TAR RIVER IMPLEMENTS)	31	SPRAYERS – 3 PT. HITCH (FIMCO)	20-21
CARTS – POLY (10-15 CU. FT.) (FIMCO)	23	TILLERS – TXG SERIES (TAR RIVER IMPLEMENTS)	8
CARTS – STEEL (10-17 CU. FT.) (FIMCO)	24	TILLERS – YCT SERIES (TAR RIVER IMPLEMENTS)	8
CARTS – STEEL STEERABLE (17 CU. FT.) (FIMCO)	25	TRAILER MOVER (WORKSAVER)	37
DETHATCHER (FIMCO)	21	TREE & POST PULLER – INTIMIDATOR (DANUSER)	26
DITCH BANK MOWERS (TAR RIVER IMPLEMENTS)	6	WIRE WINDER (DANUSER)	50
FINISHING MOWERS – PULL TYPE (SWISHER)	5	WIRE UNROLLER (DANUSER)	50
FINISHING MOWERS – 3 PT. REAR DISCHARGE (TAR RIVER).....	5		
FLAIL MOWERS (TAR RIVER IMPLEMENTS)	6		
FORKS – MANURE (WORKSAVER)	28		
FURROWER / SUB SOILER (TAR RIVER IMPLEMENTS)	35		
GRAPPLES – COMPACT TRACTOR (WORKSAVER)	27		
GRAPPLES – MINI SKID STEER (WORKSAVER)	27-28		
GRADER SCRAPER (TAR RIVER IMPLEMENTS)	9		
HAMMER POST DRIVERS (DANUSER)	42-43		
HAY RAKE – ROTARY (ENOROSSI)	30		
HILLER / RIPPER (TAR RIVER IMPLEMENTS)	36		
HYDRAULIC AUGER SYSTEMS (EP SERIES) (DANUSER)	39-40		
HYDRAULIC TOP LINKS (WORKSAVER)	37		
LANDSCAPE RAKE – 3 PT. HITCH (TAR RIVER IMPLEMENTS)	10		
LANDSCAPE RAKE – POWERED (WORKSAVER)	11		

- Weights indicated are base machine weight, not shipping weight



PHONE: 519-461-1499

FAX: 519-461-1599

WEB: WWW.SMALINK.CA